



EDUCATION & INDUSTRY CONSORTIUM

Friday, September 26, 2025





STATE OF THE REGION

BUSINESS INTELLIGENCE: AUGUST 2025



CENTRAL FLORIDA DEMOGRAPHIC SNAPSHOT



POPULATION (2025)
3,078,305



TOTAL REGIONAL
FEMALE: 50.9%
MALE: 49.1%



TOTAL REGIONAL
Nonagricultural Employment
1,590,068



HISPANIC OR LATINO
31.2%



MEDIAN HOUSEHOLD INCOME
\$74.2K



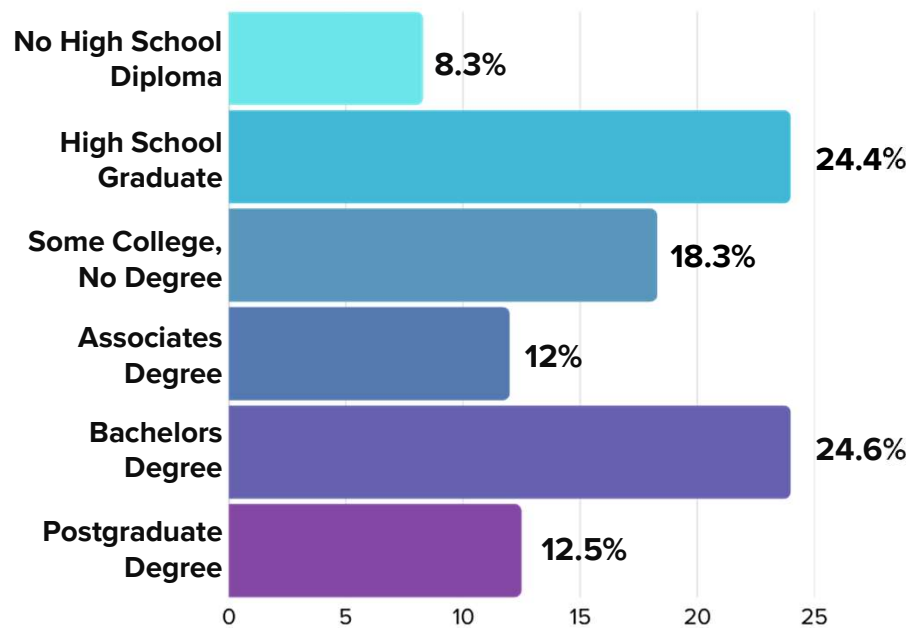
HIGH SCHOOL GRADUATION RATE
90%



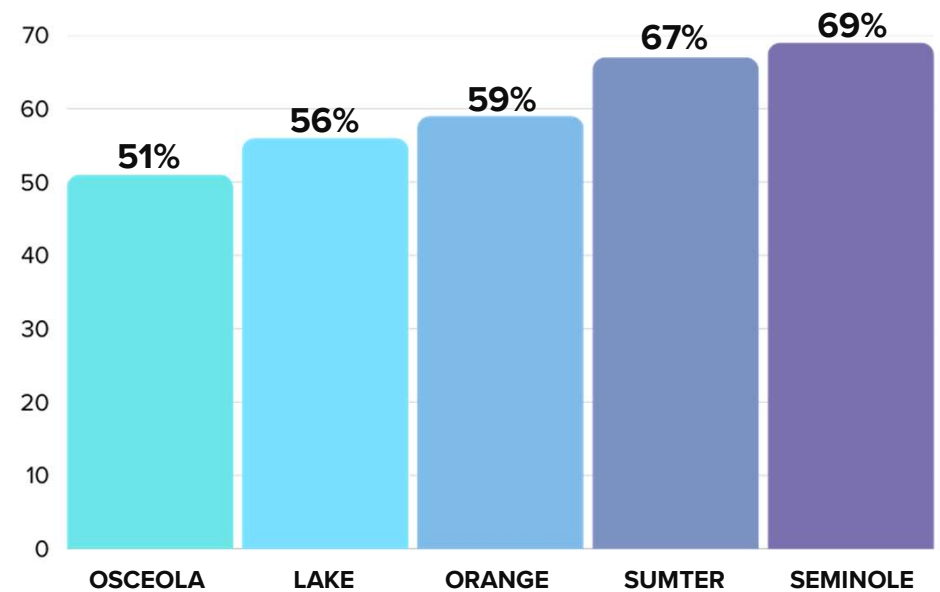
CENTRAL FLORIDA EDUCATIONAL SNAPSHOT



EDUCATIONAL ATTAINMENT



3RD GRADE READING SCORES



CENTRAL FLORIDA DEMOGRAPHIC SNAPSHOT



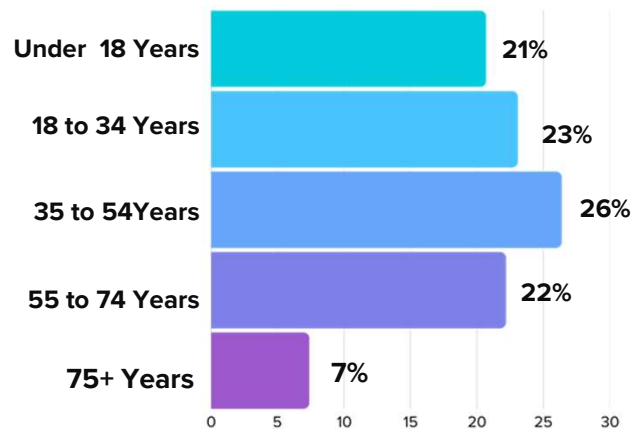
RETIRING SOON
WORKING POPULATION OLDER THAN 55
897,347



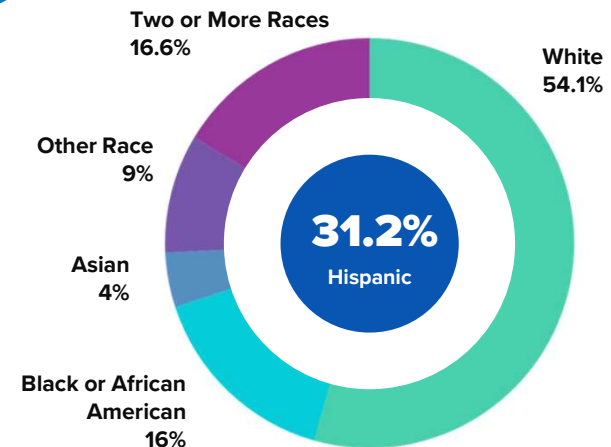
VETERANS
159,751



AGE DISTRIBUTION



RACE DISTRIBUTION



Source: ACS Survey, Census via JobsEQ & Lightcast; Florida Commerce; The Florida Scorecard

*Central Florida: Orange, Seminole, Osceola, Lake & Sumter Counties

CENTRAL FLORIDA ECONOMIC SNAPSHOT



TOTAL REGIONAL EMPLOYMENT

1,590,068



LABOR FORCE

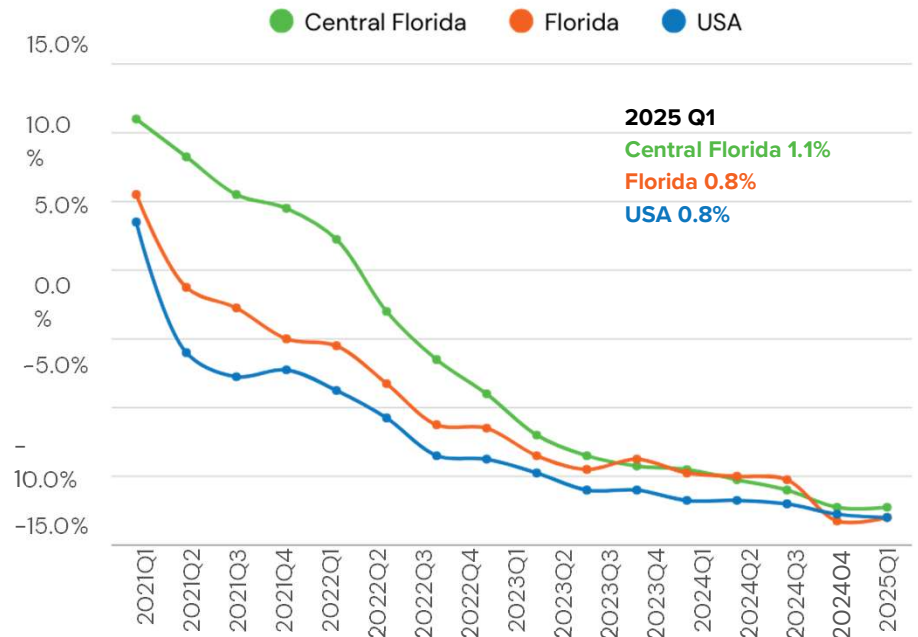
1,581,173



MEDIAN HOUSEHOLD INCOME

\$74.2K

Employment YOY% Change



UNEMPLOYMENT RATE

* Central Florida

4.3% Unemployment Rate

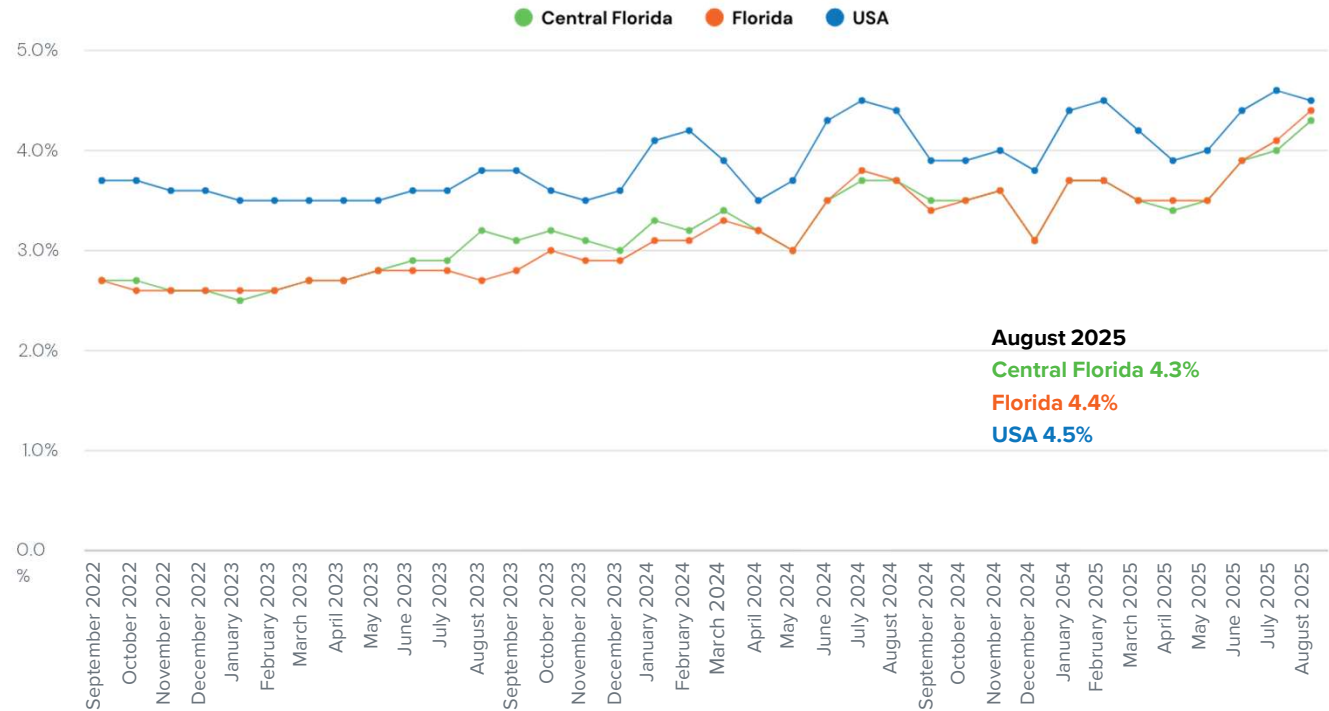
62.8% Labor Force Participation Rate

* State of Florida

4.4% Unemployment Rate

59.4% Labor Force Participation Rate

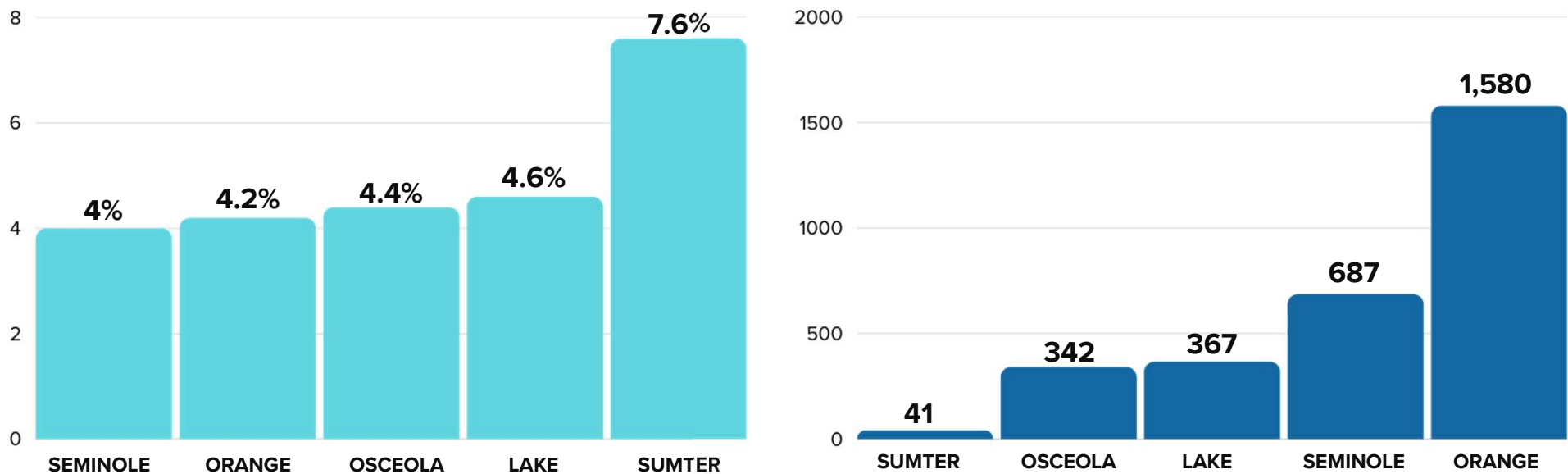
*As of August 2025



CENTRAL FLORIDA

UNEMPLOYMENT RATE & JOBS YOY CHANGE

AUGUST 2025



CONSIDERATIONS TO ENTERING WORKFORCE

+0.3%

August 2025

+2.6%

YOY % Change

+20%

2020 - 2024



CPI

South Region

135,376

Households living in
poverty

211,985

Families defined
as ALICE



ALICE

(ASSET LIMITED,
INCOME CONSTRAINED,
EMPLOYED)

+\$212

ZORI (Zillow Observed Rent
Index) Rent 3-Year Increase
(2021-2024)

\$394K

Typical home value/cost



**Rent &
Housing**

Orlando MSA

\$13K

Average Annual cost of
child care for an infant

\$9,548

Average annual cost of
childcare for a four-
year-old



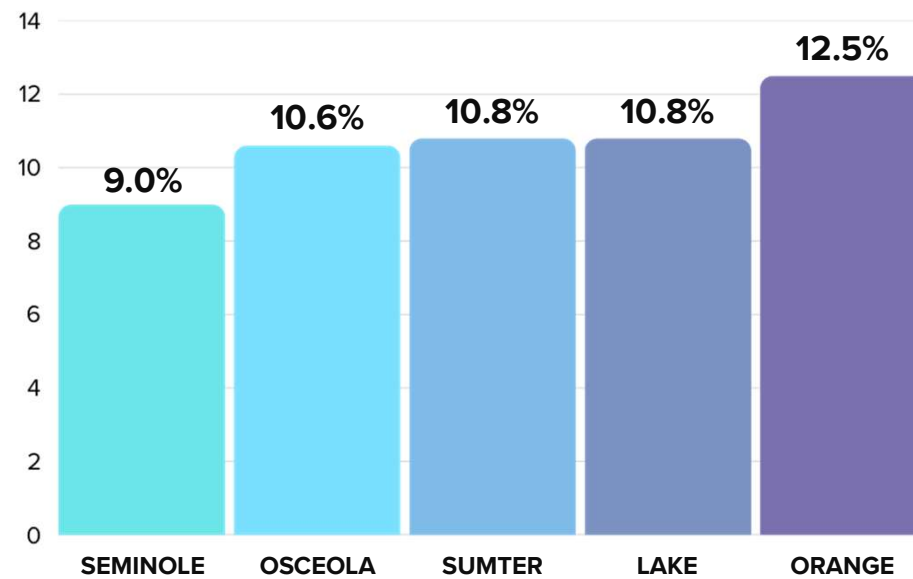
**Child Care
in Florida**

FLORIDA



CENTRAL FLORIDA POVERTY RATE

Estimated Number of Individual: 327,703



A photograph of the Orlando skyline, featuring several prominent skyscrapers and a body of water in the foreground. The text "REGIONAL INDUSTRY DATA" is overlaid in white, bold, sans-serif font. A horizontal bar with a blue-to-white gradient is positioned at the bottom of the image.

REGIONAL INDUSTRY DATA

CENTRAL FLORIDA TOP 5

INDUSTRIES

Health Care and Social Assistance

Retail Trade

Accommodation and Food Services

Administrative, Support and Waste Services

Construction

OCCUPATIONS

Office and Administrative Support Occupations

Food Preparation and Serving Related Occupations

Sales and Related Occupations

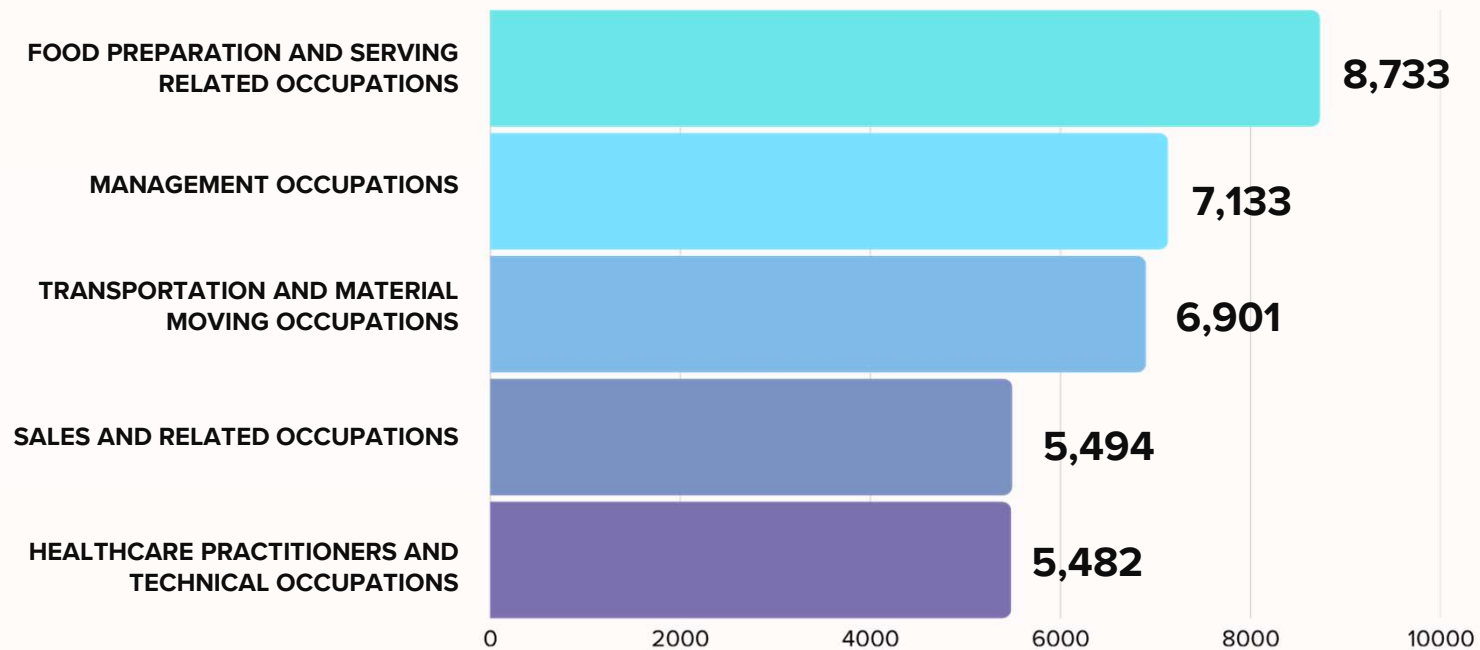
Transportation and Material Moving Occupations

Management Occupations



PROJECTED JOB GROWTH IN CENTRAL FLORIDA

3 YEAR PROJECTION



CENTRAL FLORIDA JOBS POSTINGS

AUG 2024 - AUG 2025



UNIQUE POSTINGS

349,961



EMPLOYERS COMPETING

28,344



ADVERTISED SALARY

\$23.82/hr

TOP 5 HIRING COMPANIES

AUG 2024 - AUG 2025

AdventHealth

Orlando Health

HCA Healthcare

Hilton

Marriott International

TOP 5 POSTED OCCUPATIONS

AUG 2024 - AUG 2025

Registered Nurse

Retail Sales Persons

Customer Service Representatives

Heavy and Tractor-Trailer Truck

Drivers

First-Line Supervisors of Retail Sales Workers



CENTRAL FLORIDA: LAST 30 DAYS JOBS POSTINGS

JULY 2025 - AUGUST 2025



UNIQUE POSTINGS

57,721



EMPLOYERS COMPETING

9,084



ADVERTISED SALARY

\$23.82/hr

TOP 5 HIRING COMPANIES JULY 2025 - AUGUST 2025

AdventHealth

Orlando Health

HCA Healthcare

Encompass Health

Marriott International

TOP 5 POSTED OCCUPATIONS JULY 2025 - AUGUST 2025

Registered Nurse

Retail Sales Persons

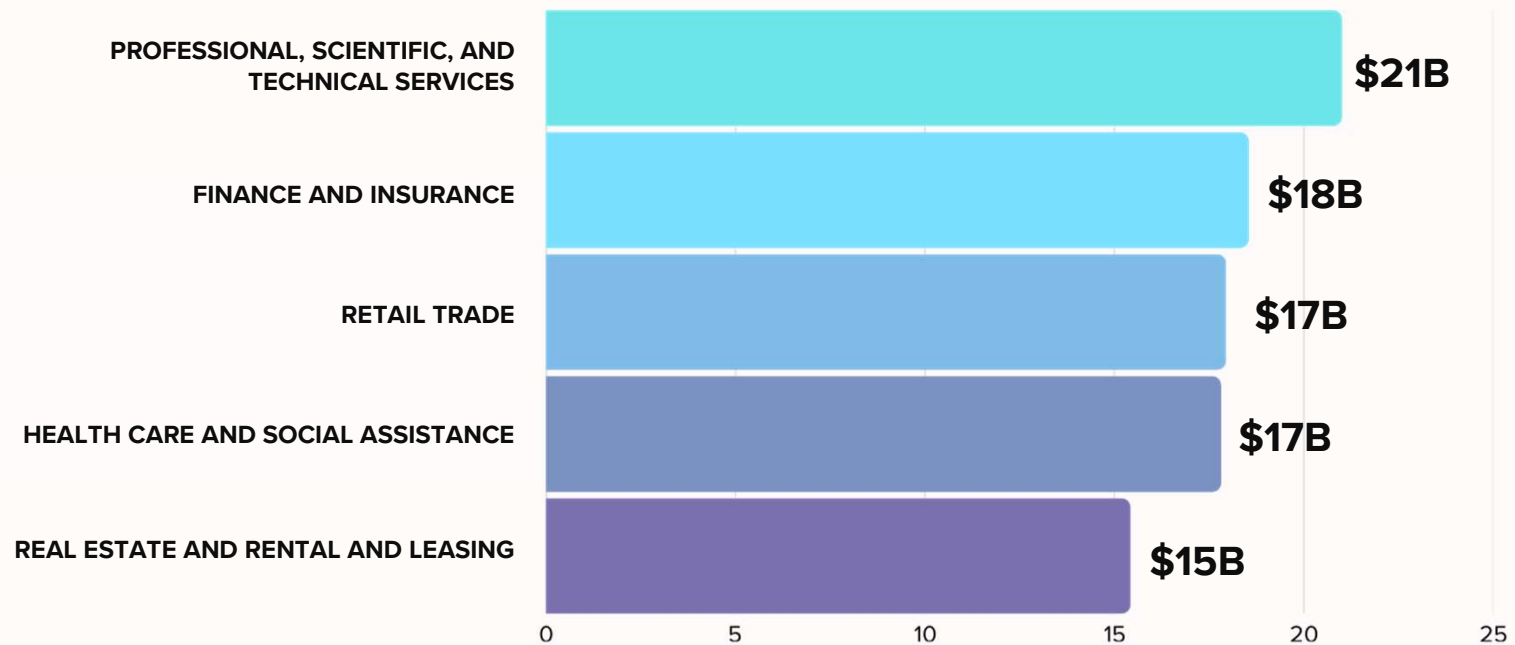
Customer Service Representatives

Heavy and Tractor-Trailer Truck

Drivers
First-Line Supervisors of Retail Sales Workers



TOP 5 INDUSTRY BY GROSS REGIONAL PRODUCT



TAKEAWAYS

POPULATION IS AGING

Nearly 1 in 3 people are over 55

ECONOMIC PRESSURE

High cost of childcare, and rent increase 20% since 2021

ESSENTIAL ROLES IN DEMAND

Healthcare & retail lead job demand