

Population Demographics Report

Seminole County, FL

Emsi Q4 2019 Data Set

November 2019

CareerSource Central Florida



Parameters

Regions

| Code | Description |
|-------|---------------------|
| 12117 | Seminole County, FL |

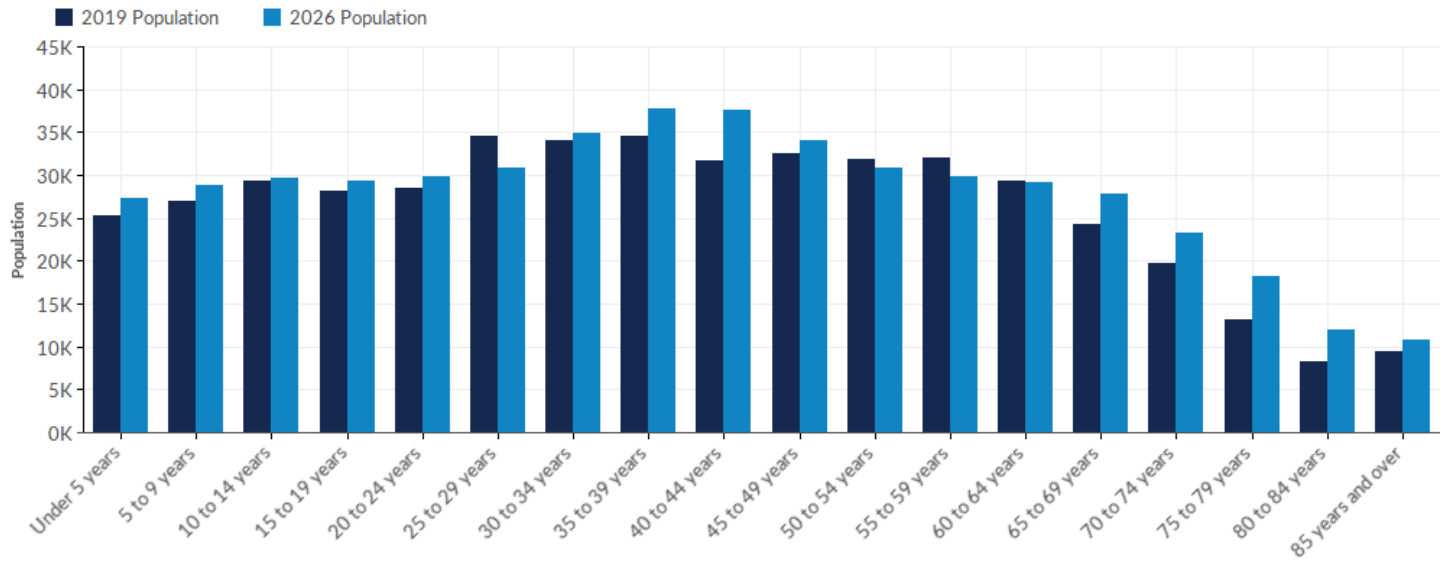
Timeframe

2019 - 2026

Cohort Totals

| Area | 2019 Population | 2026 Population | Change | % Change |
|----------|--------------------|--------------------|------------|----------|
| 1 County | 473,980 | 502,131 | 28,151 | 6% |
| State | 21,624,814 | 23,162,881 | 1,538,067 | 7% |
| Nation | 329,399,330 | 339,700,817 | 10,301,487 | 3% |

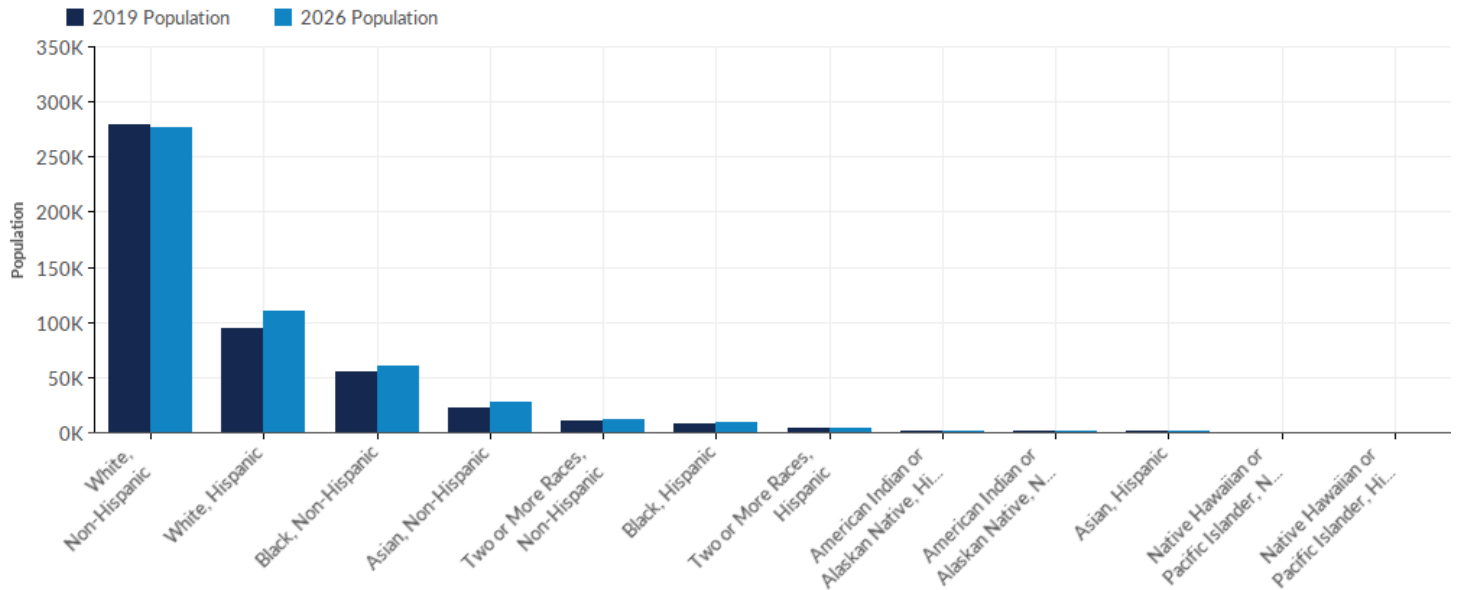
Population by Age Cohort



| Age Cohort | 2019 Population | 2026 Population | Change | % Change | 2019 % of Cohort |
|----------------|-----------------|-----------------|--------|----------|------------------|
| Under 5 years | 25,339 | 27,284 | 1,945 | 8% | 5.35% |
| 5 to 9 years | 26,990 | 28,826 | 1,836 | 7% | 5.69% |
| 10 to 14 years | 29,300 | 29,701 | 401 | 1% | 6.18% |
| 15 to 19 years | 28,160 | 29,291 | 1,131 | 4% | 5.94% |
| 20 to 24 years | 28,507 | 29,807 | 1,300 | 5% | 6.01% |
| 25 to 29 years | 34,628 | 30,903 | -3,725 | -11% | 7.31% |
| 30 to 34 years | 34,035 | 34,943 | 908 | 3% | 7.18% |
| 35 to 39 years | 34,567 | 37,817 | 3,250 | 9% | 7.29% |
| 40 to 44 years | 31,755 | 37,569 | 5,814 | 18% | 6.70% |
| 45 to 49 years | 32,479 | 34,113 | 1,634 | 5% | 6.85% |
| 50 to 54 years | 31,805 | 30,836 | -969 | -3% | 6.71% |
| 55 to 59 years | 32,080 | 29,856 | -2,224 | -7% | 6.77% |
| 60 to 64 years | 29,265 | 29,134 | -131 | 0% | 6.17% |
| 65 to 69 years | 24,322 | 27,833 | 3,511 | 14% | 5.13% |
| 70 to 74 years | 19,778 | 23,235 | 3,457 | 17% | 4.17% |
| Total | 473,980 | 502,131 | 28,151 | 6% | 100.00% |

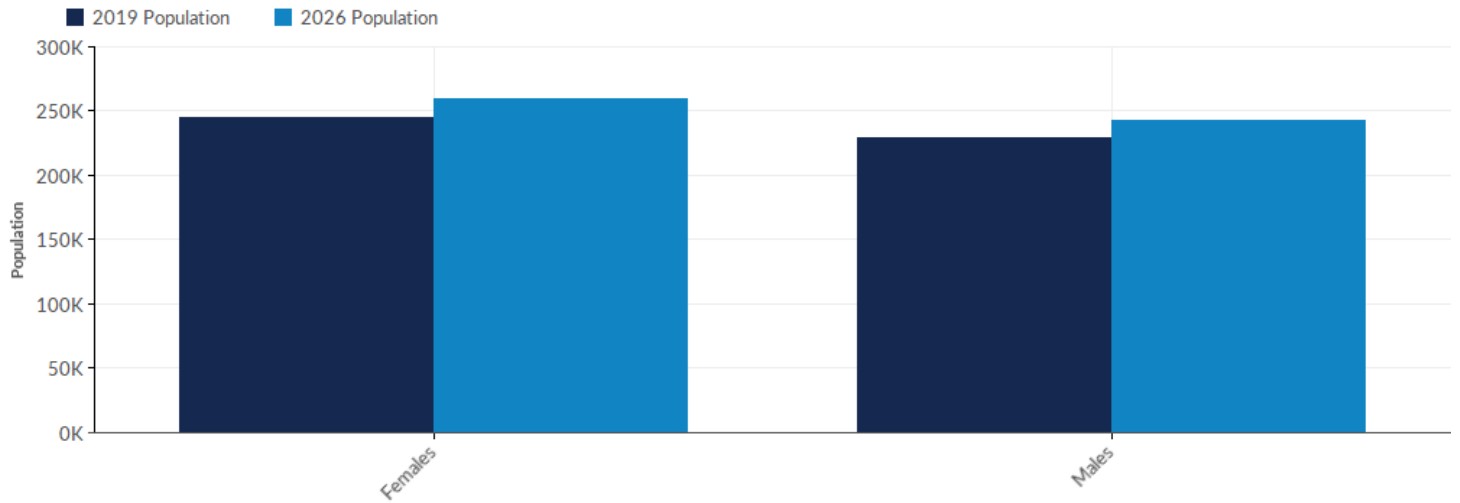
| Age Cohort | 2019 Population | 2026 Population | Change | % Change | 2019 % of Cohort |
|-------------------|-----------------|-----------------|--------|----------|------------------|
| 75 to 79 years | 13,167 | 18,276 | 5,109 | 39% | 2.78% |
| 80 to 84 years | 8,297 | 11,933 | 3,636 | 44% | 1.75% |
| 85 years and over | 9,506 | 10,775 | 1,269 | 13% | 2.01% |
| Total | 473,980 | 502,131 | 28,151 | 6% | 100.00% |

Population by Race/Ethnicity



| Race/Ethnicity | 2019 Population | 2026 Population | Change | % Change | 2019 % of Cohort |
|---|-----------------|-----------------|--------|----------|------------------|
| White, Non-Hispanic | 278,673 | 276,179 | -2,494 | -1% | 58.79% |
| White, Hispanic | 93,898 | 110,089 | 16,191 | 17% | 19.81% |
| Black, Non-Hispanic | 54,508 | 60,264 | 5,756 | 11% | 11.50% |
| Asian, Non-Hispanic | 22,917 | 27,440 | 4,523 | 20% | 4.84% |
| Two or More Races, Non-Hispanic | 9,840 | 11,255 | 1,415 | 14% | 2.08% |
| Black, Hispanic | 7,495 | 9,190 | 1,695 | 23% | 1.58% |
| Two or More Races, Hispanic | 3,285 | 3,985 | 700 | 21% | 0.69% |
| American Indian or Alaskan Native, Hispanic | 1,071 | 1,260 | 189 | 18% | 0.23% |
| American Indian or Alaskan Native, Non-Hispanic | 1,024 | 1,058 | 34 | 3% | 0.22% |
| Asian, Hispanic | 682 | 772 | 90 | 13% | 0.14% |
| Native Hawaiian or Pacific Islander, Non-Hispanic | 299 | 325 | 26 | 9% | 0.06% |
| Native Hawaiian or Pacific Islander, Hispanic | 288 | 313 | 25 | 9% | 0.06% |
| Total | 473,980 | 502,131 | 28,151 | 6% | 100.00% |

Population by Gender



| Gender | 2019 Population | 2026 Population | Change | % Change | 2019 % of Cohort |
|---------|-----------------|-----------------|--------|----------|------------------|
| Females | 245,002 | 259,725 | 14,723 | 6% | 51.69% |
| Males | 228,978 | 242,406 | 13,428 | 6% | 48.31% |
| Total | 473,980 | 502,131 | 28,151 | 6% | 100.00% |

Appendix A - Data Sources and Calculations

Demographic Data

The demographic data in this report is compiled from several sources using a specialized process. Sources include annual population estimates and population projections from the US Census Bureau, and birth and mortality rates from the US Health Department.

State Data Sources

This report uses state data from the following agencies: Florida Department of Economic Opportunity