



# Sumter County, FL

CareerSource Central Florida



390 N. Orange Ave.  
Suite 700  
Orlando, Florida 32801

# Contents

Report Parameters .....	1
Economy Overview .....	2
Unemployment by Demographics .....	4
Historic & Projected Trends .....	8
Population Characteristics .....	12
Inbound and Outbound Migration .....	14
Industry Characteristics .....	16
Business Characteristics .....	21
Workforce Characteristics .....	23
Educational Pipeline .....	29
In-Demand Skills .....	30

## Report Parameters

### 1 County

12119 Sumter County, FL

---

### Class of Worker

QCEW Employees, Non-QCEW Employees, and Self-Employed

The information in this report pertains to the chosen geographical area.

## Economy Overview

138,150

Population (2022)

Population **grew by 12,852** over the last 5 years and is projected to **grow by 6,123** over the next 5 years.

37,750

Total Regional Employment

Jobs **grew by 7,181** over the last 5 years and are projected to **grow by 6,509** over the next 5 years.

\$59.6K

Median Household Income (2020)

Median household income is **\$5.4K below** the national median household income of \$65.0K.

## Takeaways

- As of 2022 the region's population **increased by 10.3%** since 2017, growing by 12,852. Population is expected to **increase by 4.4%** between 2022 and 2027, adding 6,123.
- From 2017 to 2022, jobs **increased by 23.5%** in Sumter County, FL from 30,569 to **37,750**. This change **outpaced the national growth rate of 2.4% by 21.1%**. As the number of jobs increased, the **labor force participation rate increased from 27.5% to 30.2% between 2017 and 2022**.
- Concerning educational attainment, **19.8% of Sumter County, FL residents possess a Bachelor's Degree** (1.0% below the national average), and **9.3% hold an Associate's Degree** (0.4% above the national average).
- The top three industries in 2022 are Restaurants and Other Eating Places, Offices of Physicians, and Federal Government, Civilian.

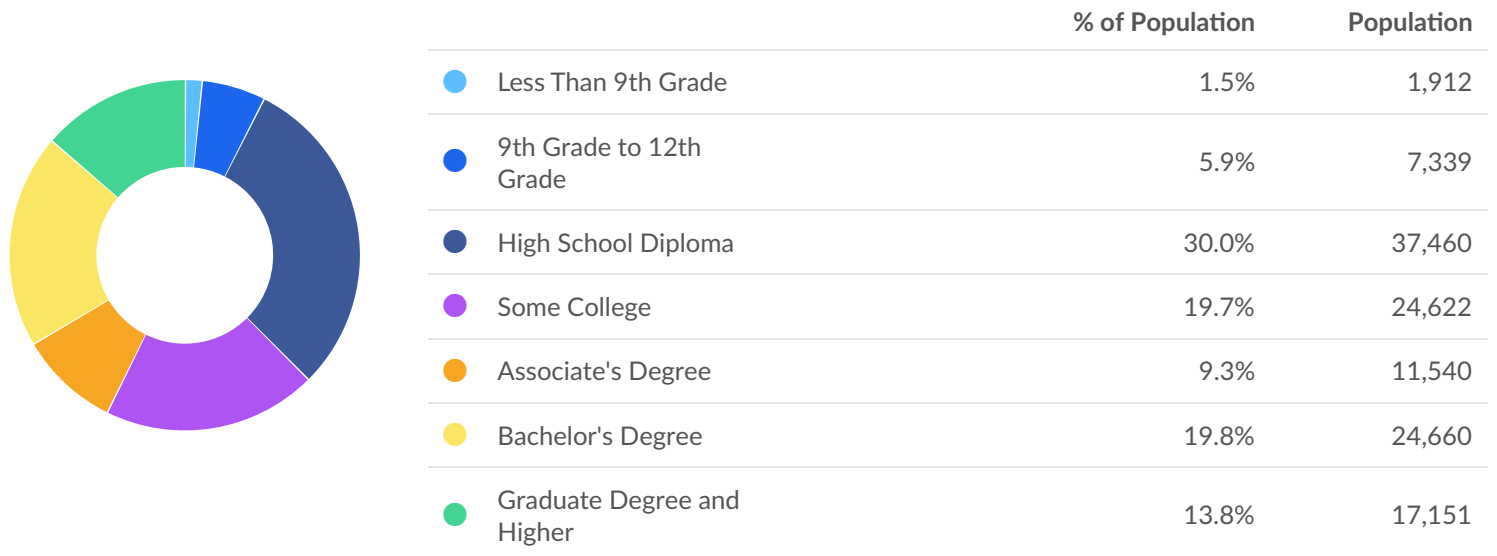
	Population (2022)	Labor Force (Dec 2022)	Jobs (2022)	Cost of Living	GRP	Imports	Exports
Region	138,150	36,140	37,750	99.3	\$5.04B	\$8.42B	\$7.95B
Nation	334,161,482	164,223,787	166,730,882	100.0	\$24.59T	\$0	\$11.20T

## Dec 2022 Labor Force Breakdown



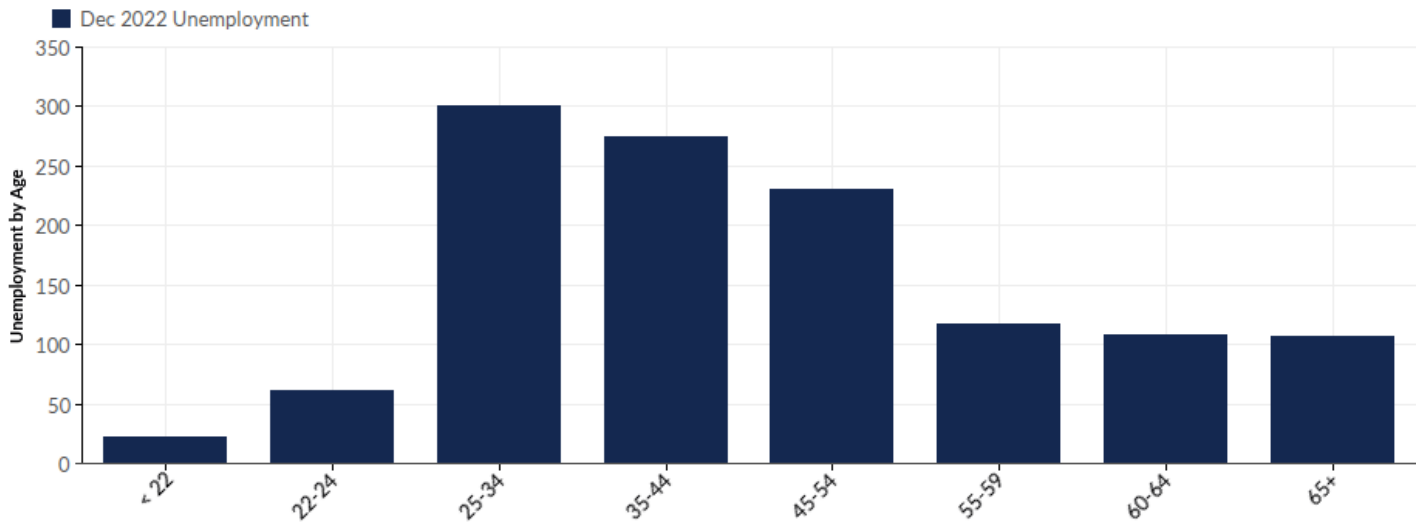
## Educational Attainment

Concerning educational attainment, **19.8% of Sumter County, FL residents possess a Bachelor's Degree** (1.0% below the national average), and **9.3% hold an Associate's Degree** (0.4% above the national average).



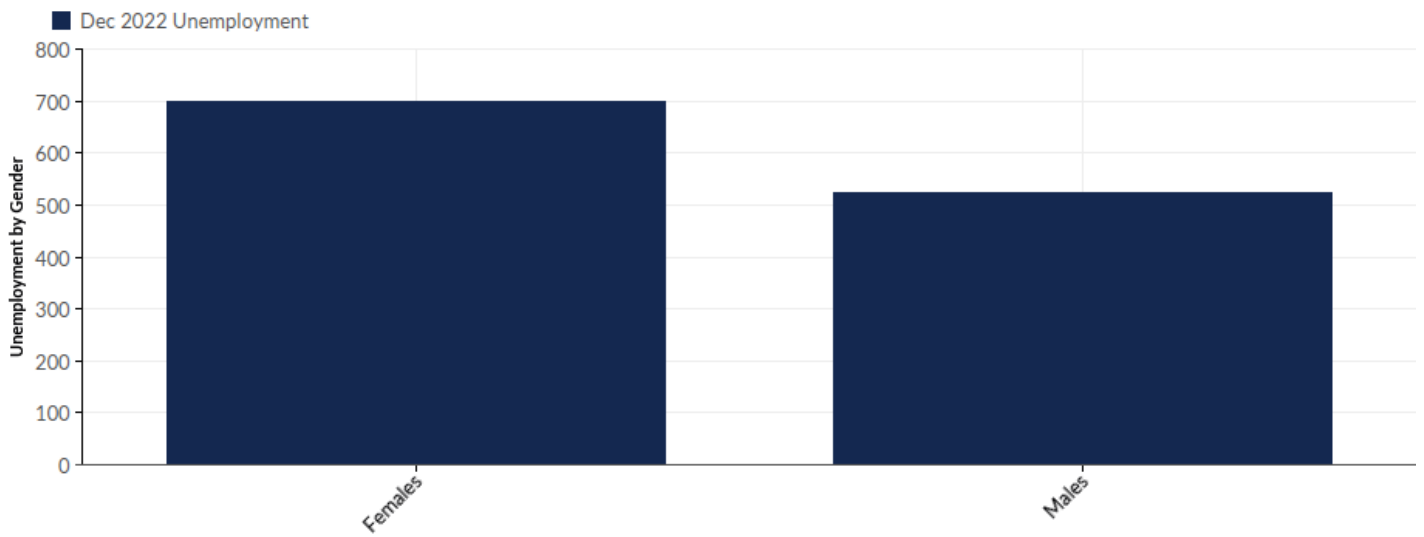
# Unemployment by Demographics

## Unemployment by Age



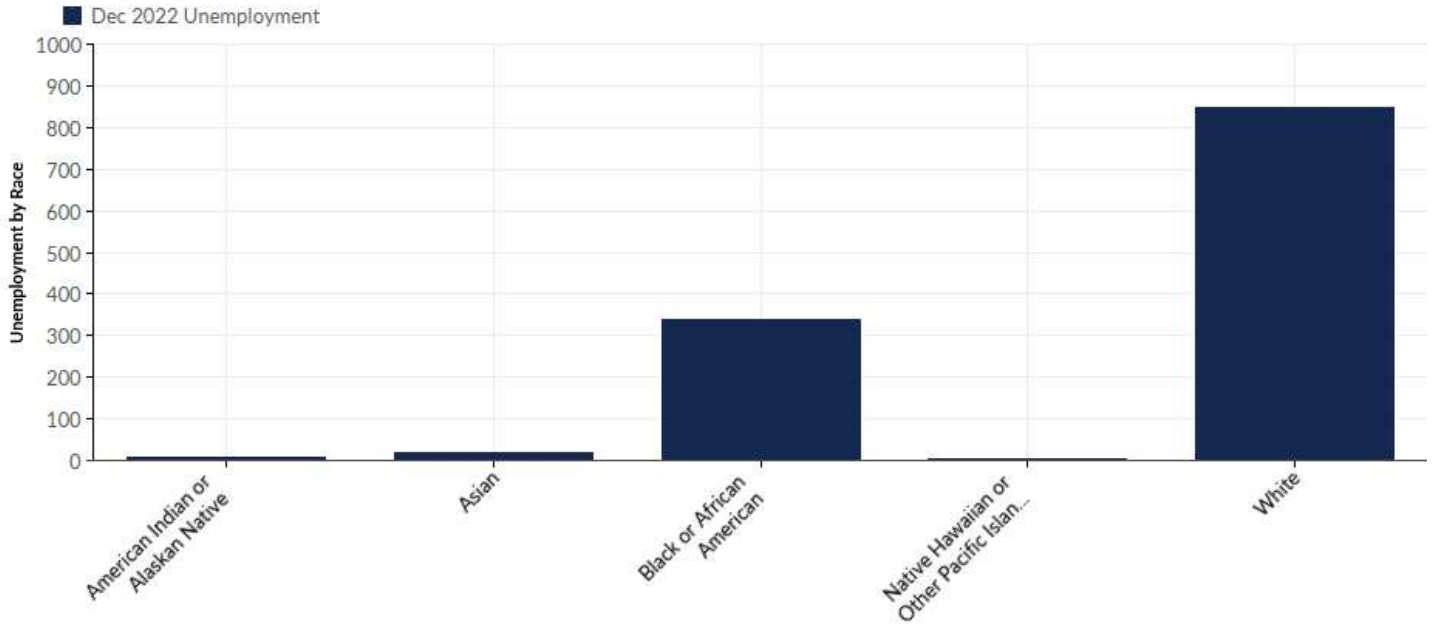
Age	Unemployment (Dec 2022)	% of Unemployed
< 22	23	1.88%
22-24	62	5.08%
25-34	300	24.57%
35-44	275	22.52%
45-54	230	18.84%
55-59	117	9.58%
60-64	107	8.76%
65+	107	8.76%
Total	1,221	100.00%

## Unemployment by Gender



Gender	Unemployment (Dec 2022)	% of Unemployed
Females	699	57.25%
Males	522	42.75%
Total	1,221	100.00%

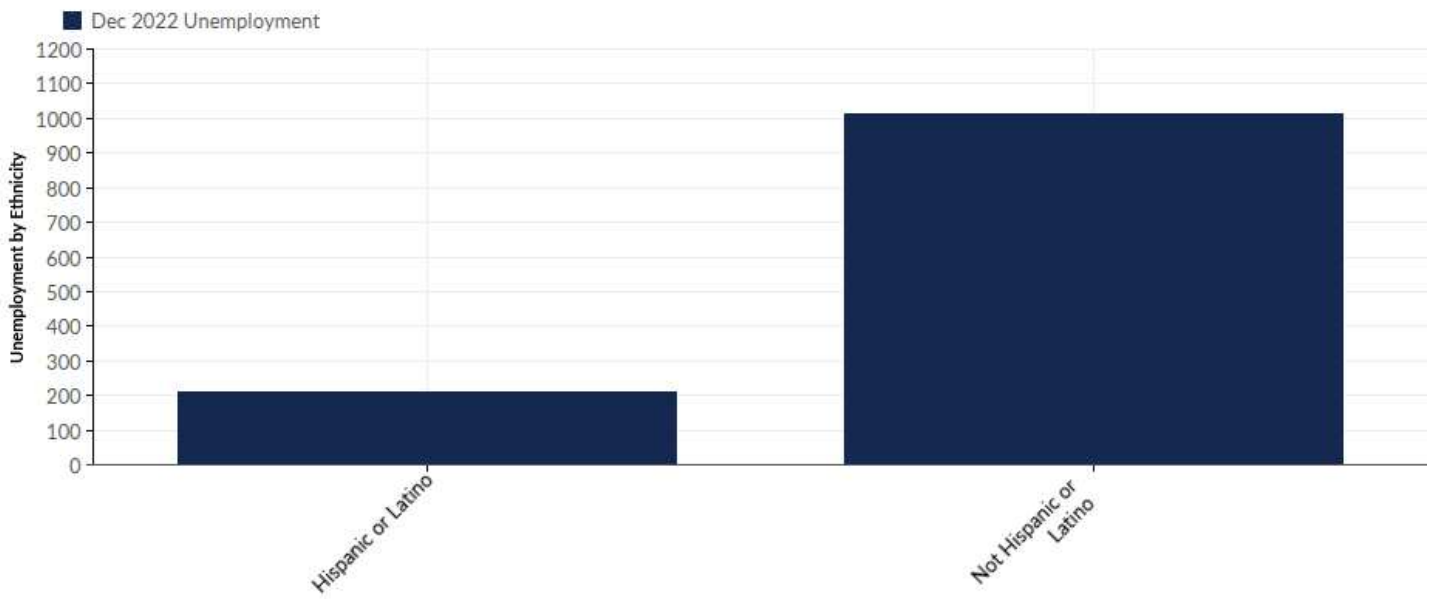
## Unemployment by Race



Race	Unemployment (Dec 2022)	% of Unemployed
American Indian or Alaskan Native	8	0.66%
Asian	18	1.47%
Black or African American	340	27.85%
Native Hawaiian or Other Pacific Islander	5	0.41%
White	849	69.53%
Total	1,221	100.00%



## Unemployment by Ethnicity

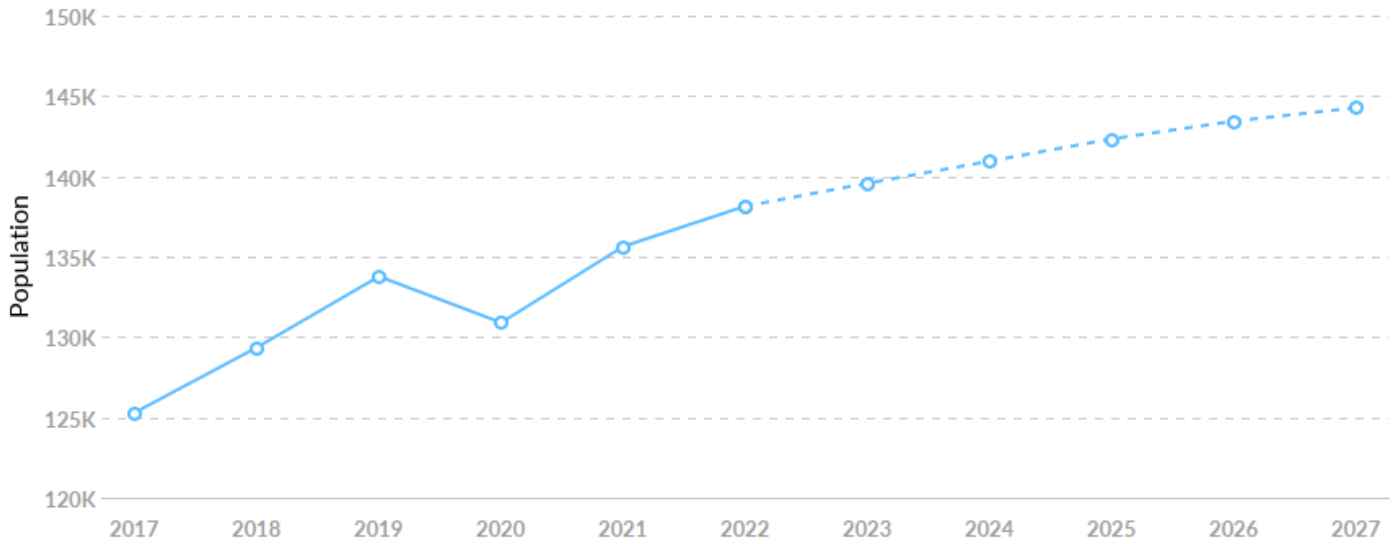


Ethnicity	Unemployment (Dec 2022)	% of Unemployed
Hispanic or Latino	210	17.20%
Not Hispanic or Latino	1,011	82.80%
Total	1,221	100.00%

# Historic & Projected Trends

## Population Trends

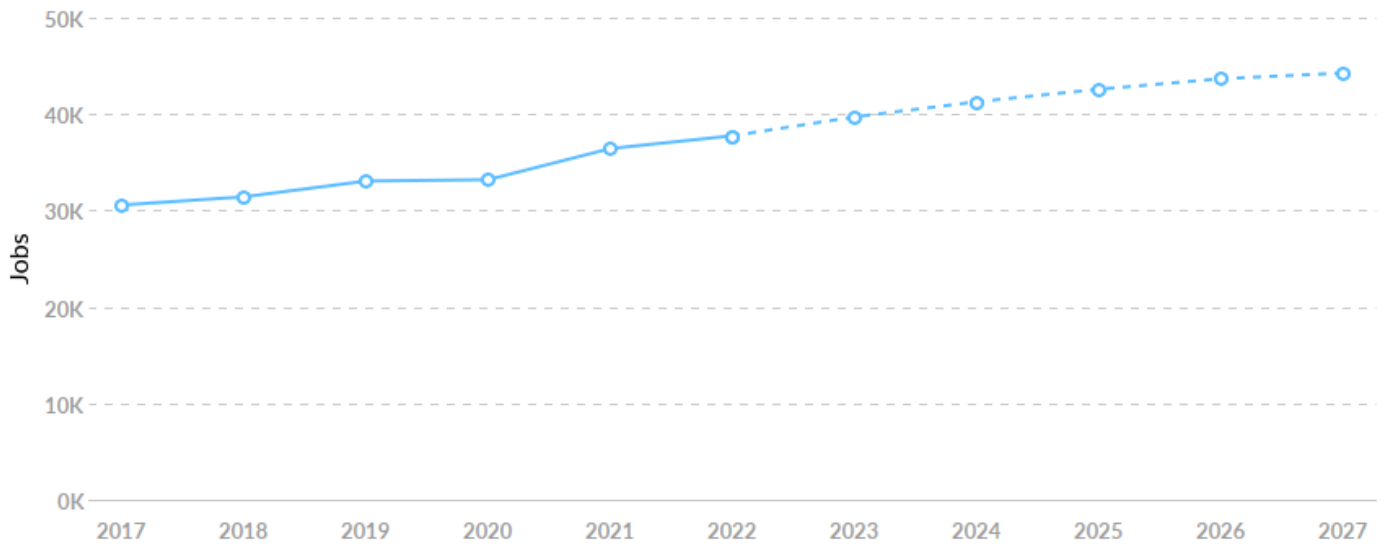
As of 2022 the region's population increased by 10.3% since 2017, growing by 12,852. Population is expected to increase by 4.4% between 2022 and 2027, adding 6,123.



Timeframe	Population
2017	125,298
2018	129,351
2019	133,772
2020	130,897
2021	135,638
2022	138,150
2023	139,573
2024	140,948
2025	142,335
2026	143,437
2027	144,274

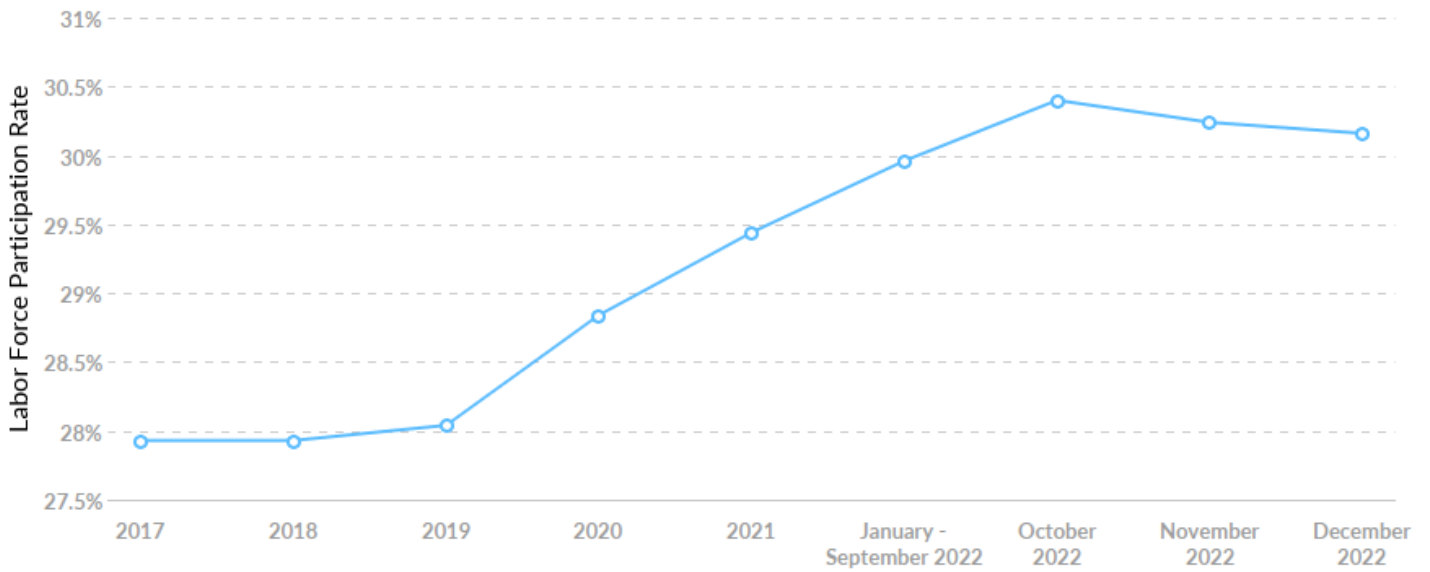
## Job Trends

From 2017 to 2022, jobs increased by 23.5% in Sumter County, FL from 30,569 to 37,750. This change **outpaced the national growth rate of 2.4% by 21.1%**.



Timeframe	Jobs
2017	30,569
2018	31,416
2019	33,053
2020	33,194
2021	36,422
2022	37,750
2023	39,706
2024	41,277
2025	42,579
2026	43,667
2027	44,259

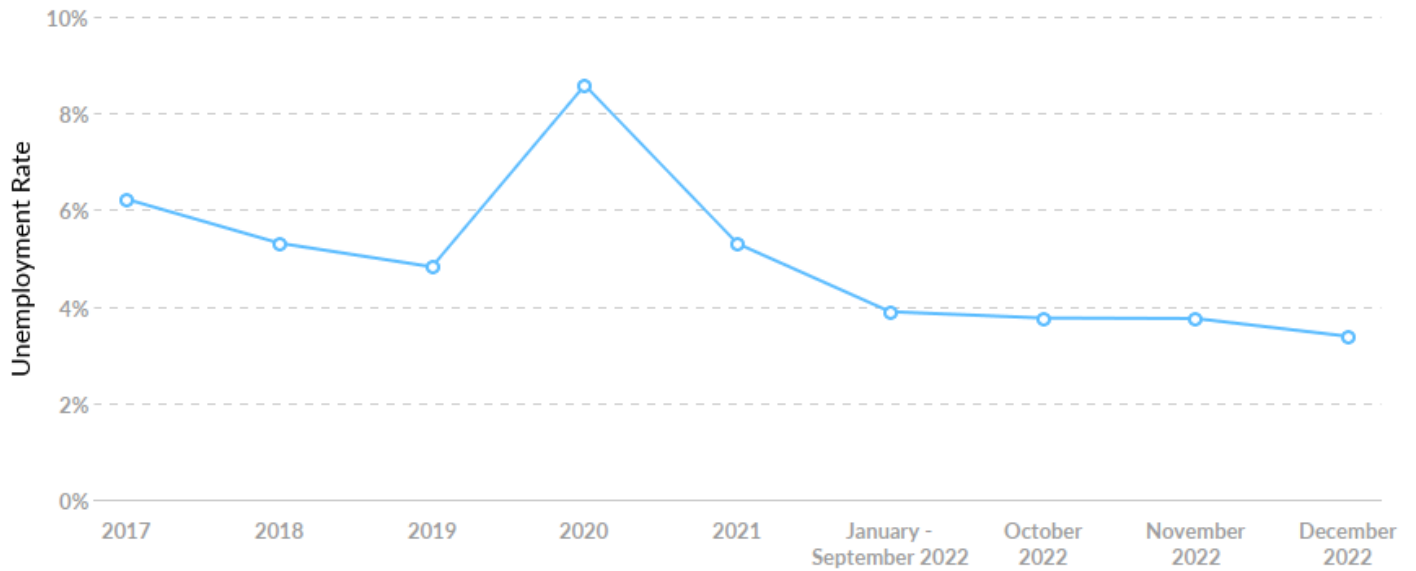
## Labor Force Participation Rate Trends



Timeframe	Labor Force Participation Rate
2017	27.93%
2018	27.93%
2019	28.04%
2020	28.84%
2021	29.44%
January - September 2022	29.96%
October 2022	30.40%
November 2022	30.24%
December 2022	30.16%

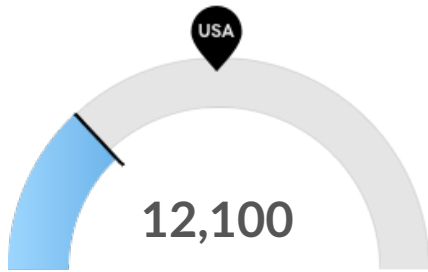
## Unemployment Rate Trends

Sumter County, FL had a December 2022 unemployment rate of 3.38%, **decreasing from 6.22%** 5 years before.



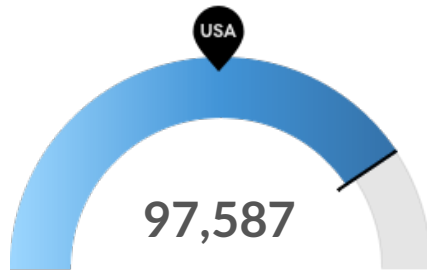
Timeframe	Unemployment Rate
2017	6.22%
2018	5.31%
2019	4.82%
2020	8.58%
2021	5.30%
January - September 2022	3.89%
October 2022	3.76%
November 2022	3.75%
December 2022	3.38%

## Population Characteristics



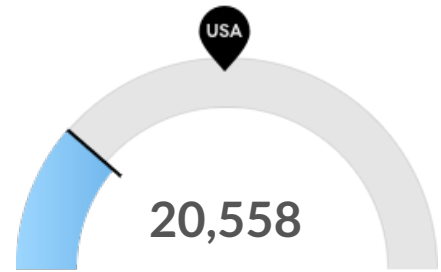
**Millennials**

Sumter County, FL has 12,100 millennials (ages 25-39). The national average for an area this size is 27,706.



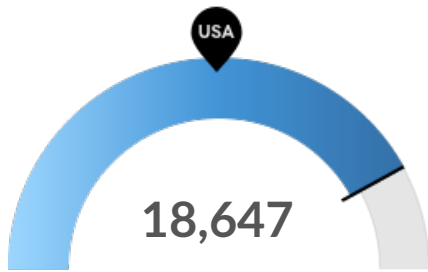
**Retiring Soon**

Retirement risk is high in Sumter County, FL. The national average for an area this size is 40,317 people 55 or older, while there are 97,587 here.



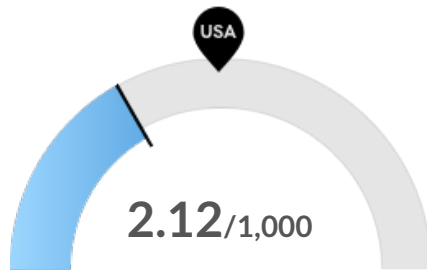
**Racial Diversity**

Racial diversity is low in Sumter County, FL. The national average for an area this size is 55,196 racially diverse people, while there are 20,558 here.



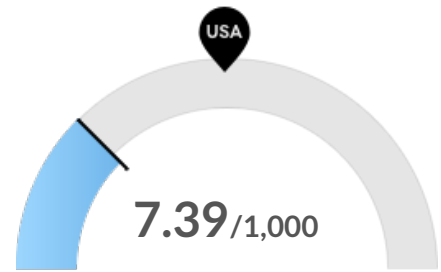
**Veterans**

Sumter County, FL has 18,647 veterans. The national average for an area this size is 7,043.



**Violent Crime**

Sumter County, FL has 2.12 violent crimes per 1,000 people. The national rate is 3.59 per 1,000 people.

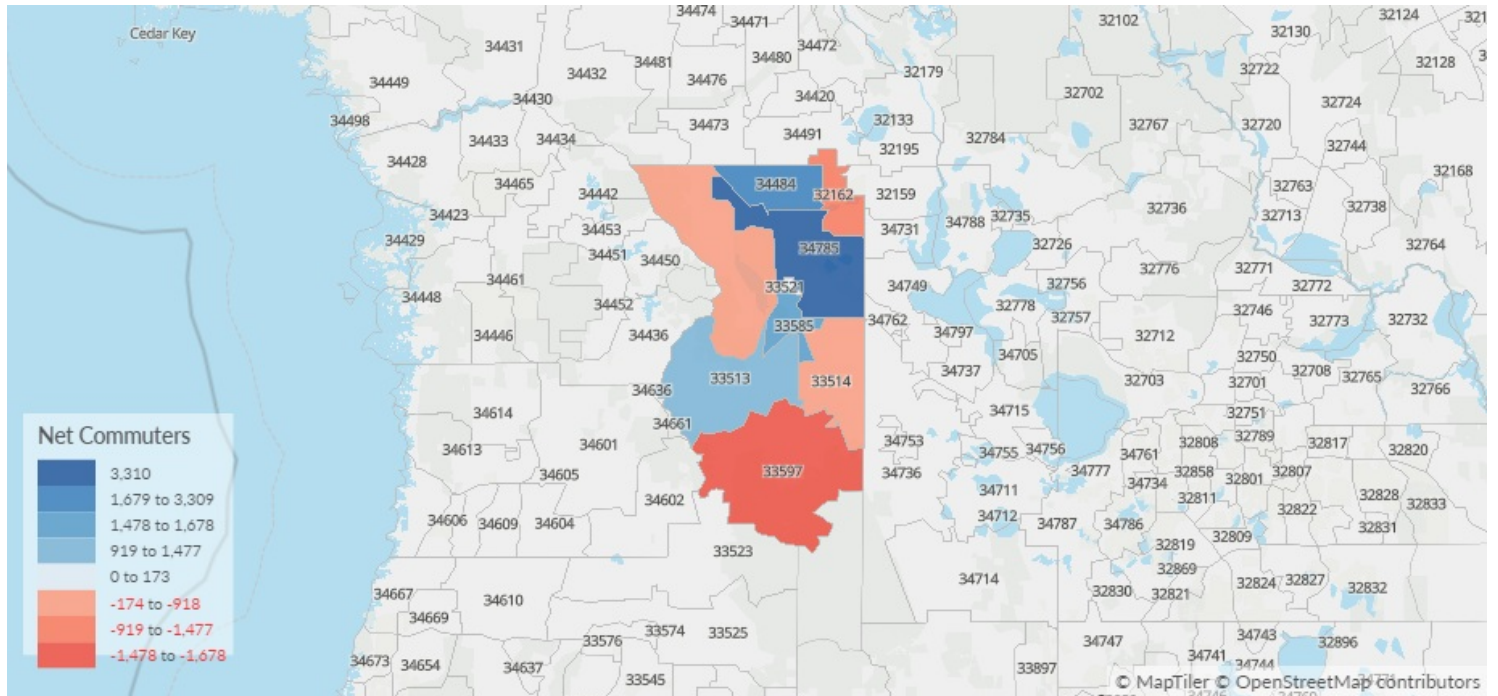


**Property Crime**

Sumter County, FL has 7.39 property crimes per 1,000 people. The national rate is 17.8 per 1,000 people.

## Place of Work vs Place of Residence

Understanding where talent in Sumter County, FL currently works compared to where talent lives can help you optimize site decisions. For example, the #1 ranked ZIP for employment ranks #2 for resident workers. The top ZIP for resident workers is 32162.



### Where Talent Works

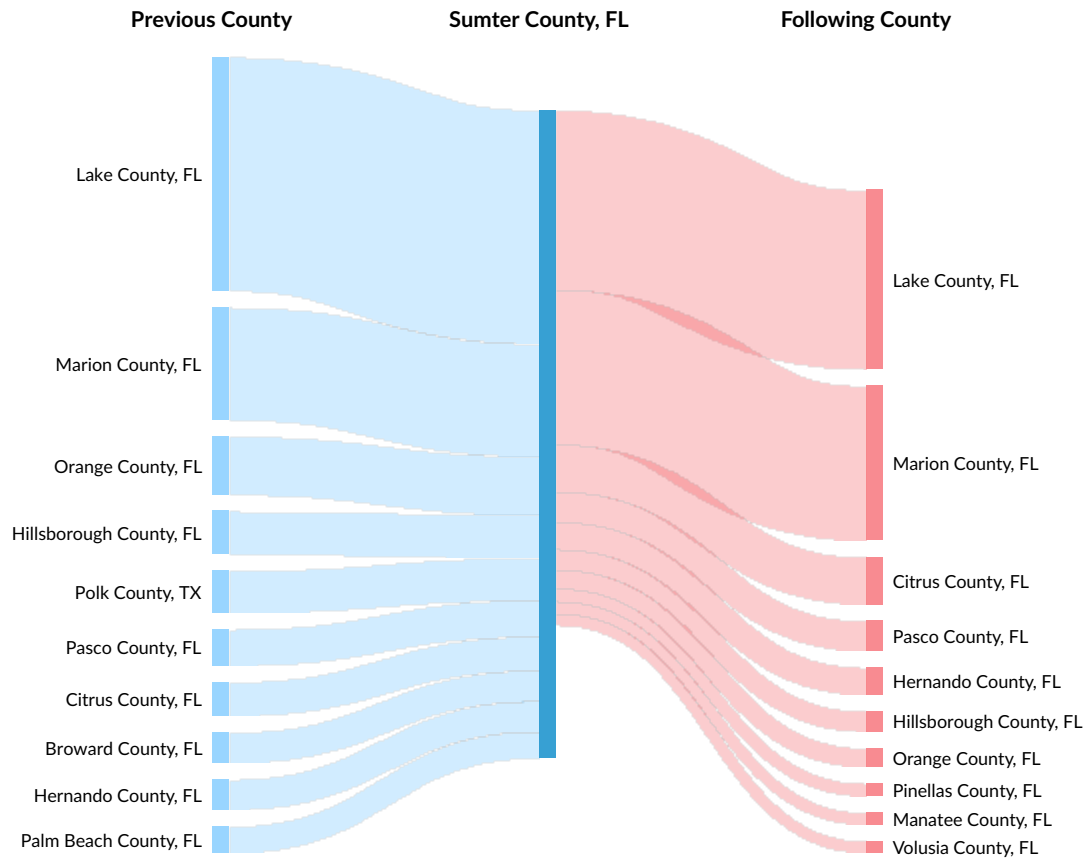
### Where Talent Lives

ZIP	Name	2022 Employment	ZIP	Name	2022 Workers
34785	Wildwood, FL (in Sumte...	10,190	32162	The Villages, FL (in Sum...	10,481
32162	The Villages, FL (in Sum...	9,562	34785	Wildwood, FL (in Sumte...	6,879
33513	Bushnell, FL (in Sumter ...	5,135	33513	Bushnell, FL (in Sumter ...	4,206
32163	The Villages, FL (in Sum...	3,396	33597	Webster, FL (in Sumter ...	3,405
34484	Oxford, FL (in Sumter c...	3,147	32163	The Villages, FL (in Sum...	3,396

# Inbound and Outbound Migration

The table below analyzes past and current residents of Sumter County, FL. The left column shows residents of other counties migrating to Sumter County, FL. The right column shows residents migrating from Sumter County, FL to other counties.

As of 2020, 1,220 people have migrated from Lake County, FL to Sumter County, FL. In the same year, 936 people left Sumter County, FL migrating to Lake County, FL. The total Net Migration for Sumter County, FL in 2020 was 5,332.



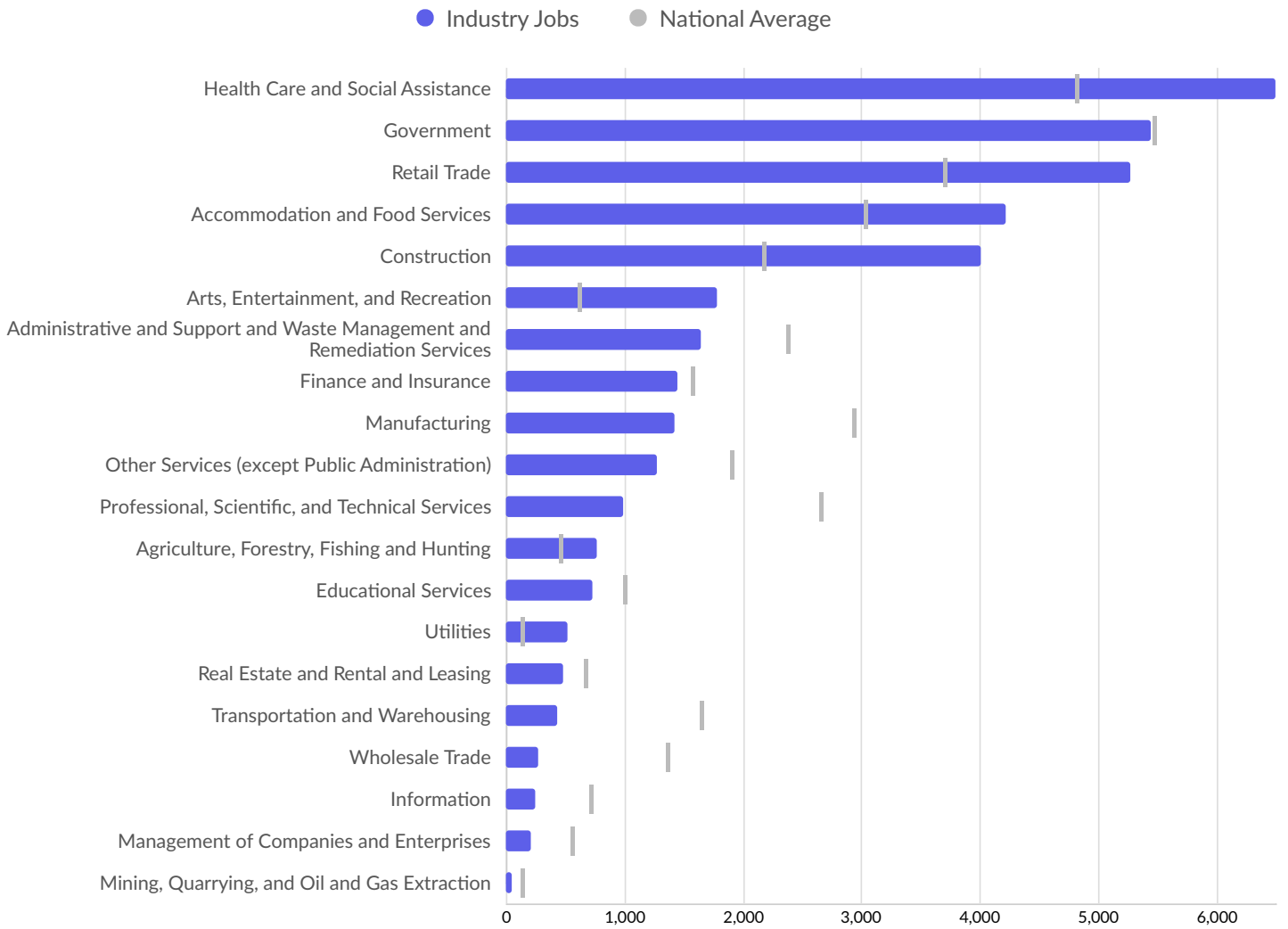
Top Previous Counties	Migrations
Lake County, FL	1,220
Marion County, FL	588
Orange County, FL	305
Hillsborough County, FL	225
Polk County, TX	220
Pasco County, FL	190



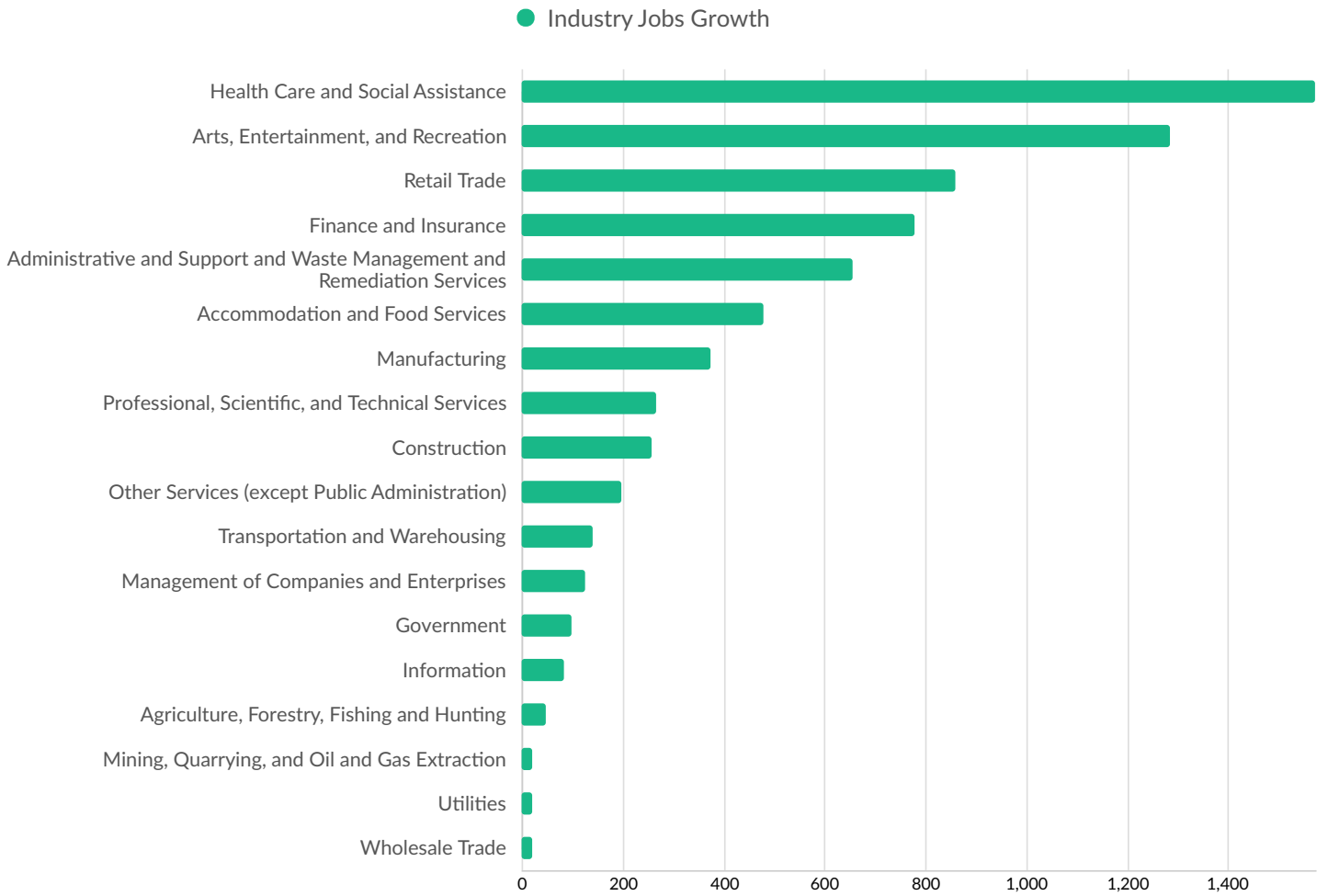
Top Previous Counties	Migrations
Citrus County, FL	177
Broward County, FL	160
Hernando County, FL	159
Palm Beach County, FL	139
Pinellas County, FL	136
Suffolk County, NY	135
Polk County, FL	105
Miami-Dade County, FL	104
Cook County, IL	103
Top Following Counties	Migrations
Lake County, FL	936
Marion County, FL	809
Citrus County, FL	247
Pasco County, FL	157
Hernando County, FL	143
Hillsborough County, FL	107
Orange County, FL	98
Pinellas County, FL	67
Manatee County, FL	63
Volusia County, FL	62
Sarasota County, FL	52
Polk County, FL	50
Alachua County, FL	46
Lee County, FL	42
Palm Beach County, FL	38

# Industry Characteristics

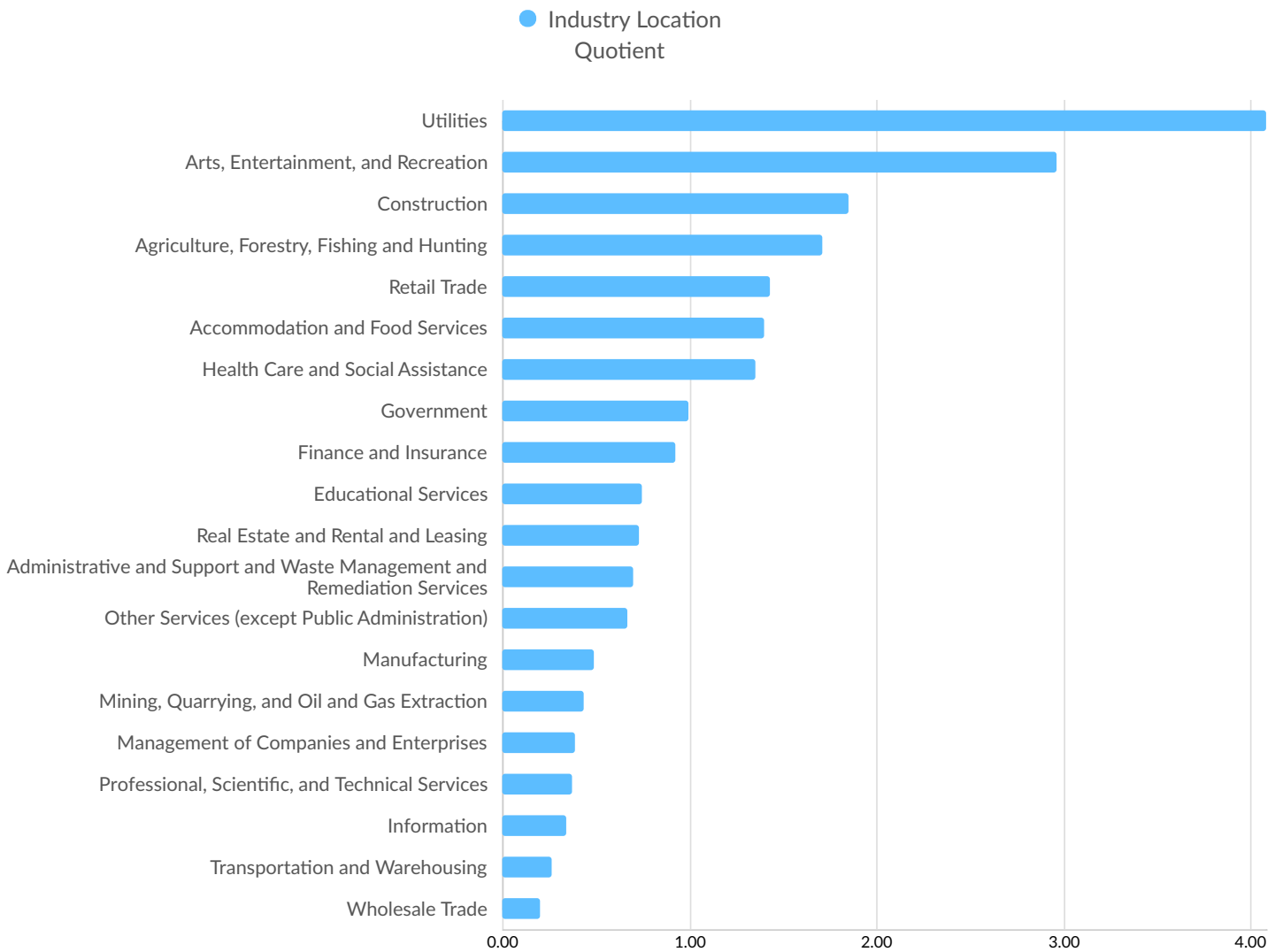
## Largest Industries



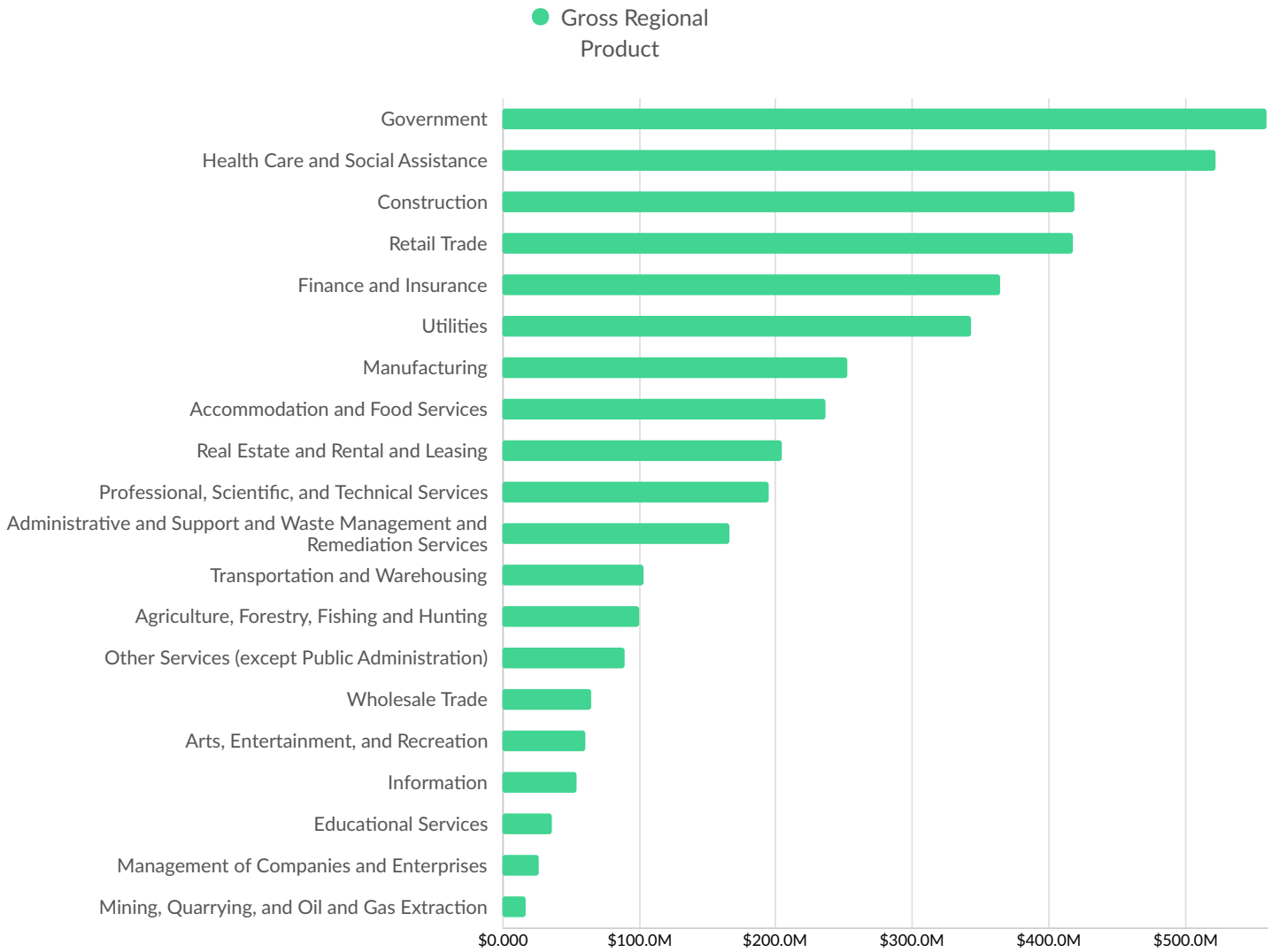
## Top Growing Industries



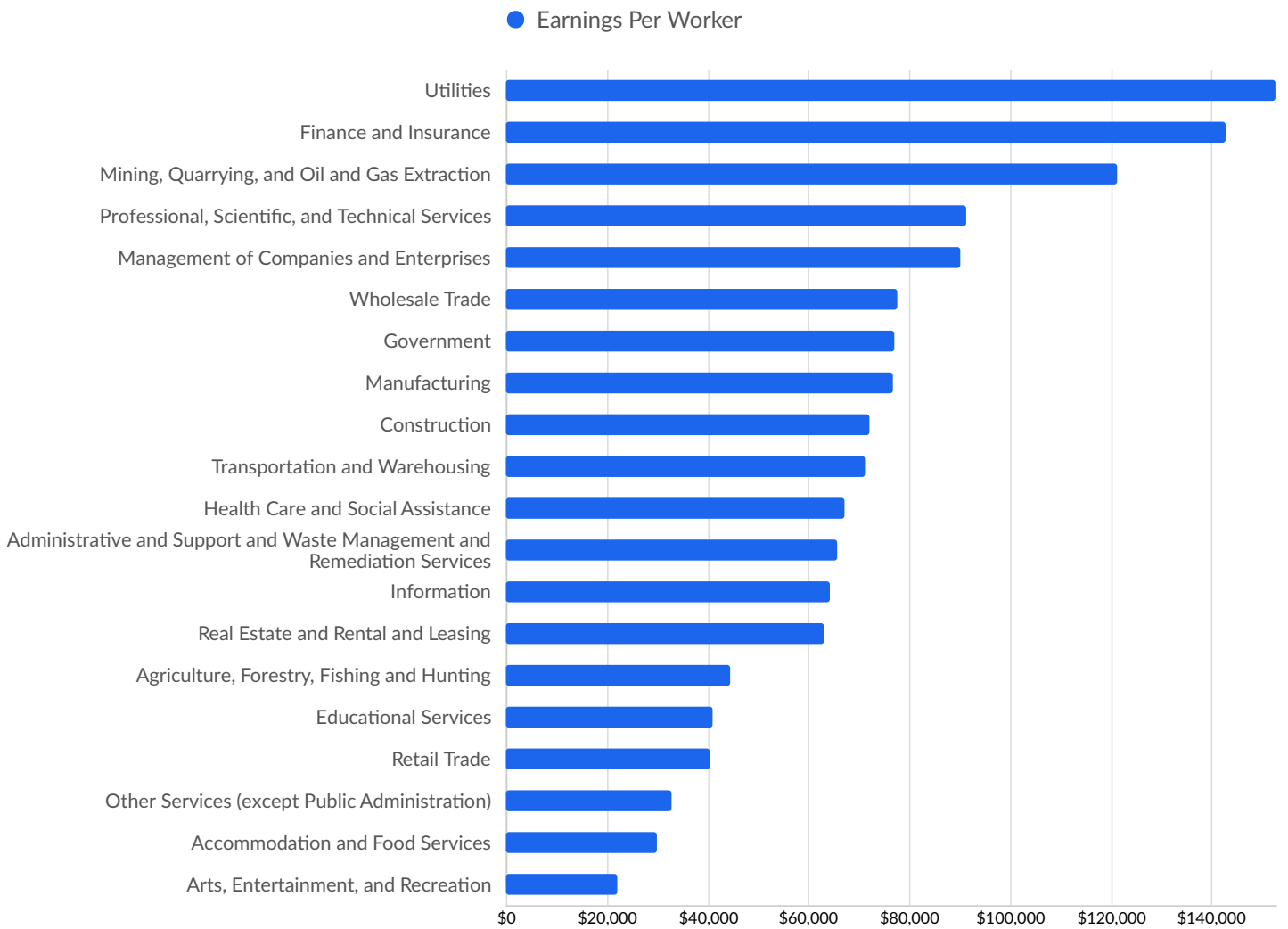
## Top Industry Location Quotient



## Top Industry GRP





















## Top Industry Earnings



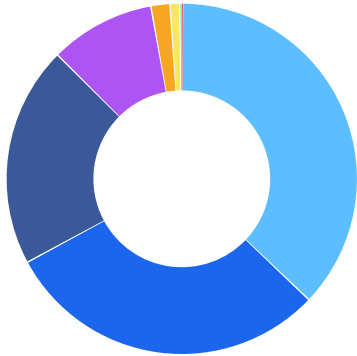
## Business Characteristics

### 4,733 Companies Employ Your Workers

Online profiles for your workers mention 4,733 companies as employers, with the top 10 appearing below. In the last 12 months, 979 companies in Sumter County, FL posted job postings, with the top 10 appearing below.

Top Companies	Profiles	Top Companies Posting	Unique Postings
South Sumter High School	88 	The Villages	315 
Walmart	76 	LocumTenens.com	241 
Seco Energy	75 	Central Florida Health	186 
Sumter County Sheriff's Office	54 	Spherion Staffing	119 
Sumter County Schools	48 	K&A Recruiting	117 
The Villages	41 	Select Medical	110 
Publix	37 	Kids Central	84 
Sumter County Economic Devel...	33 	Walmart	79 
Central Florida Health Alliance	28 	Circle K	78 
The Village Charter School	25 	State of Florida	74 

## Business Size



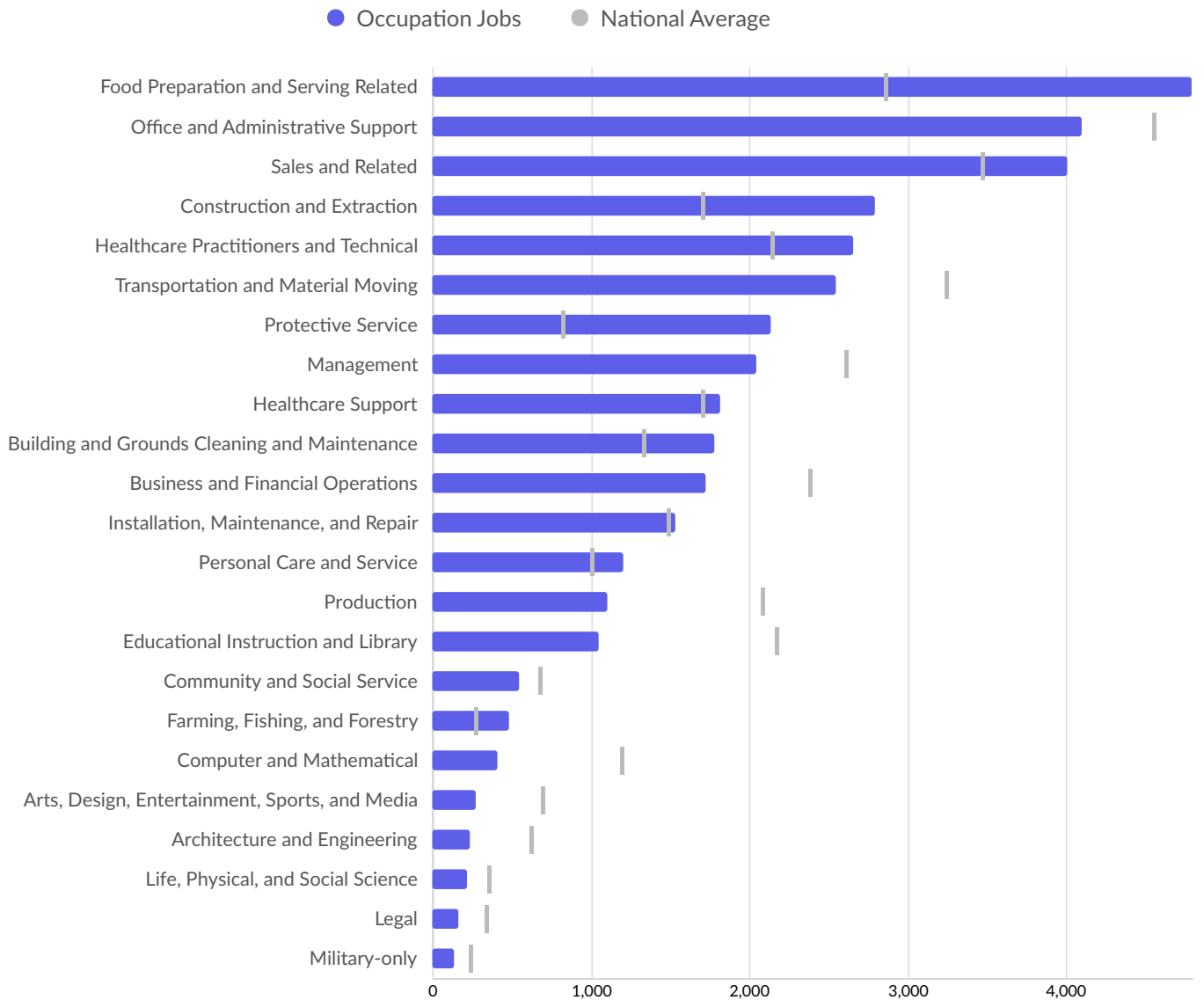
	Percentage	Business Count
● 1 to 4 employees	37.0%	1,035
● 5 to 9 employees	30.0%	839
● 10 to 19 employees	20.4%	569
● 20 to 49 employees	9.7%	271
● 50 to 99 employees	1.8%	49
● 100 to 249 employees	0.9%	25
● 250 to 499 employees	0.2%	6
● 500+ employees	0.0%	1

*\*Business Data by DatabaseUSA.com is third-party data provided by Lightcast to its customers as a convenience, and Lightcast does not endorse or warrant its accuracy or consistency with other published Lightcast data. In most cases, the Business Count will not match total companies with profiles on the summary tab.*



# Workforce Characteristics

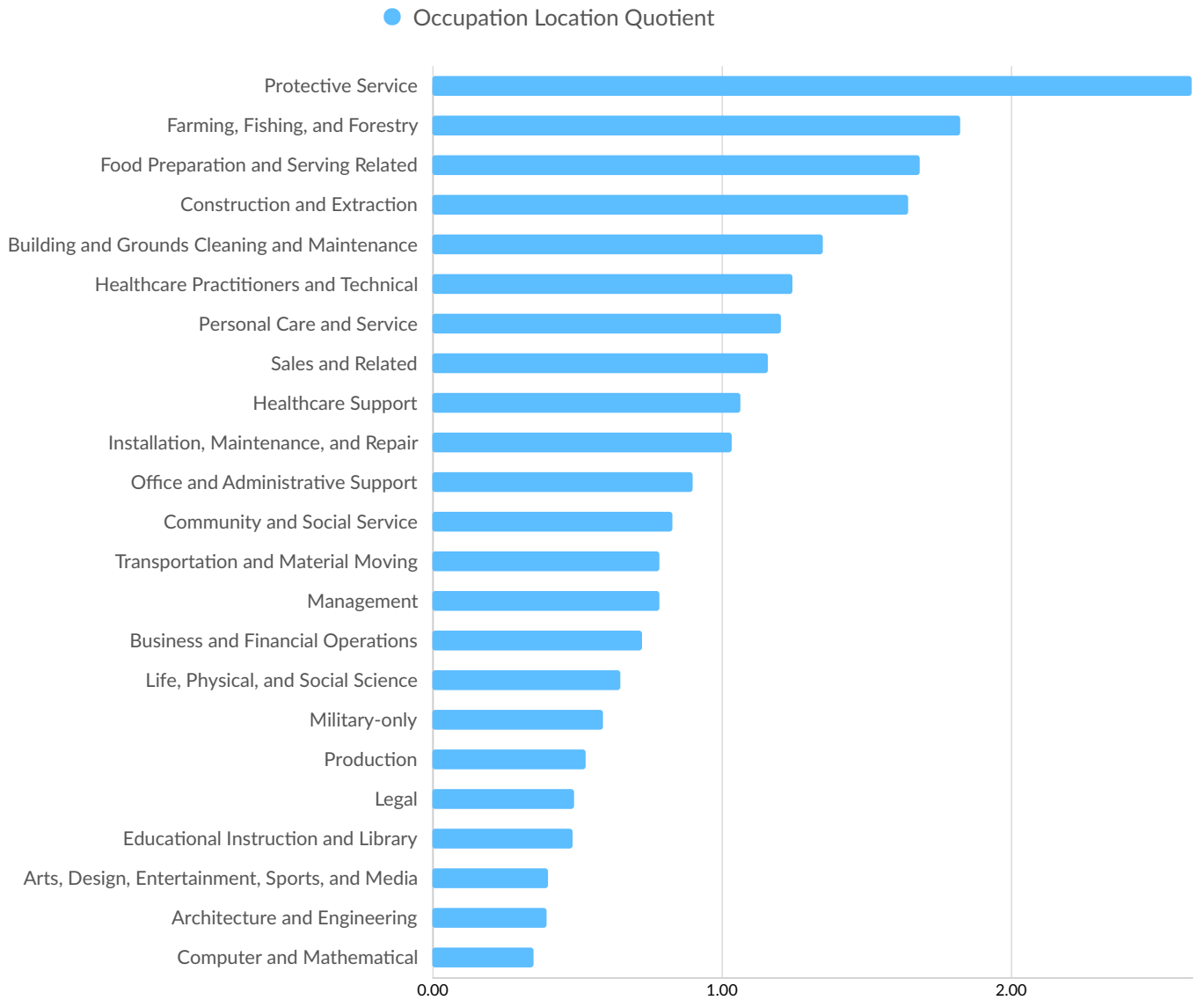
## Largest Occupations



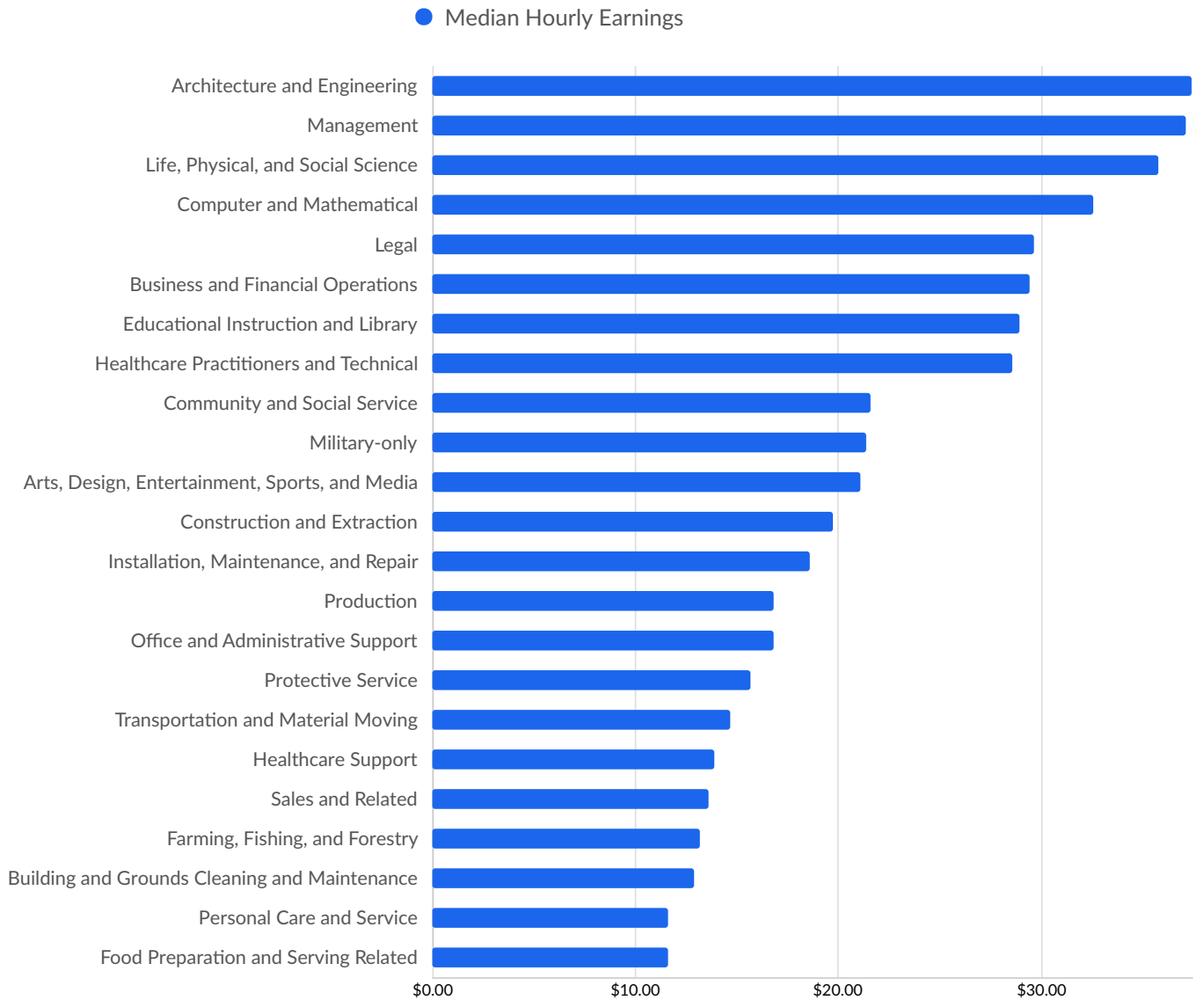
## Top Growing Occupations



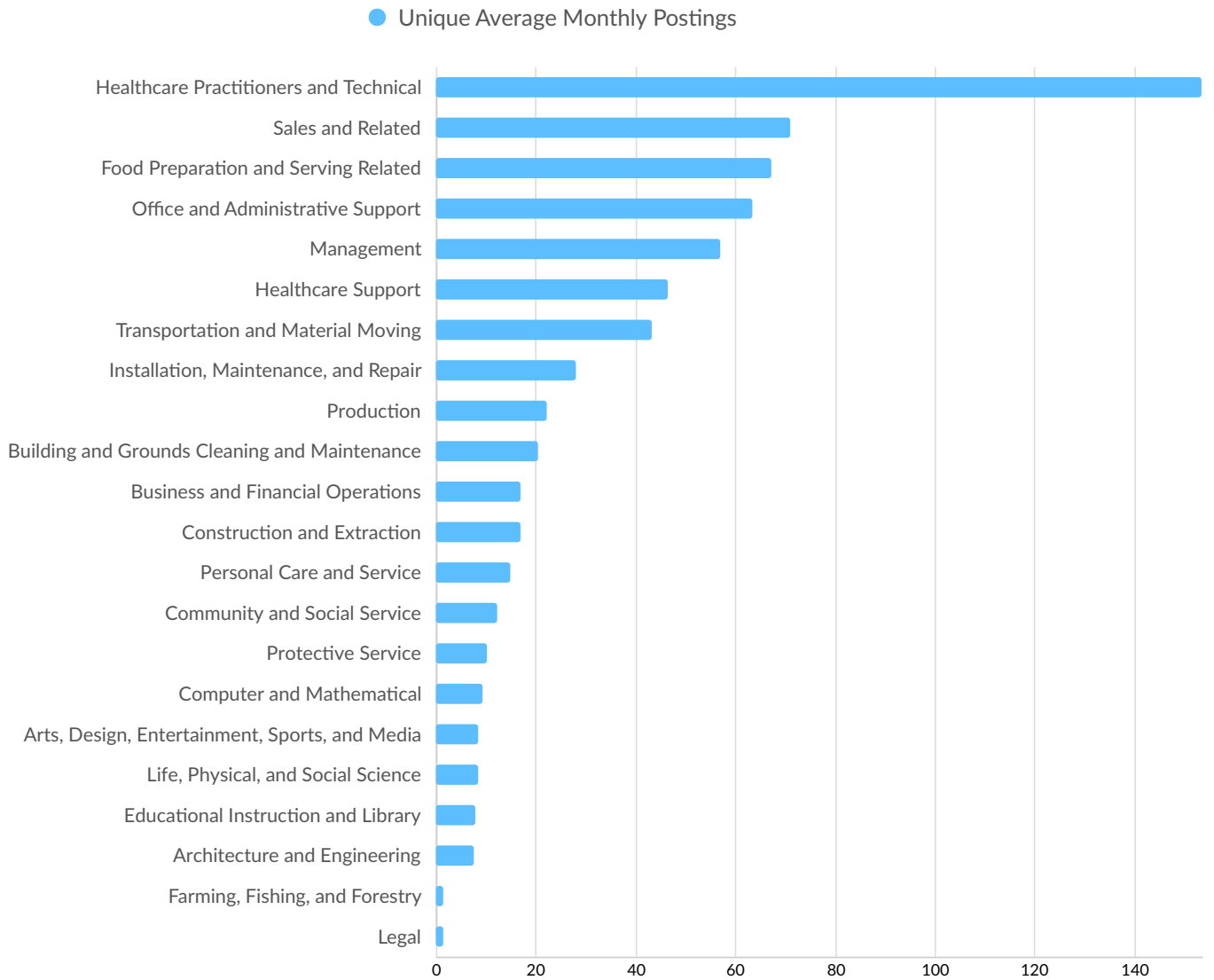
## Top Occupation Location Quotient



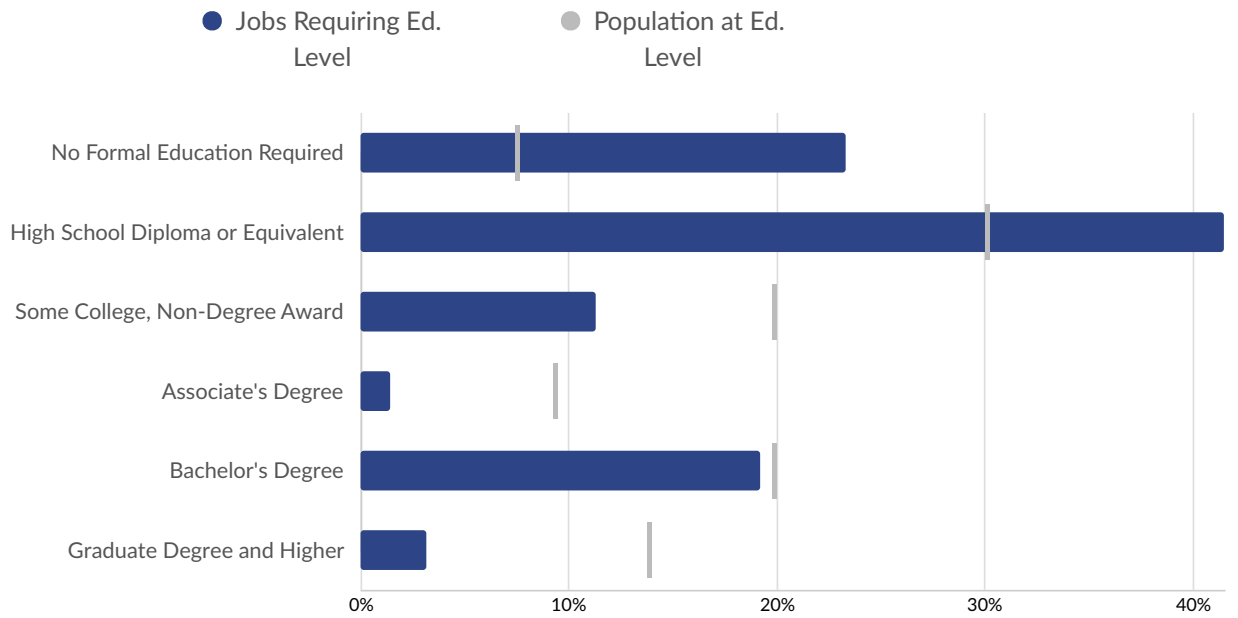
## Top Occupation Earnings



## Top Posted Occupations

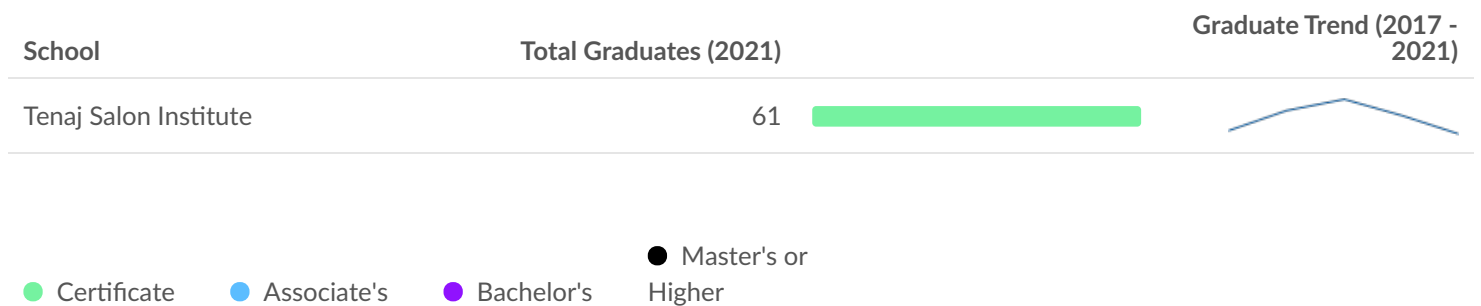


## Underemployment



## Educational Pipeline

In 2021, there were 61 graduates in Sumter County, FL. This pipeline has shrunk by 5% over the last 5 years. The highest share of these graduates come from "Cosmetology/Cosmetologist, General" (Certificate), "Agriculture, General" (Associate's), and "Arts, Entertainment, and Media Management, Other" (Bachelor's).



## In-Demand Skills

